

MINISTRY OF HOUSING
VILLA 250 M2



OMNI BLOCK
MASTER MANUAL - VERSION 2.9

TABLE OF CONTENTS

FOOTING DETAIL	01 - 04
BLOCK SHAPES	05
FIRST COURSE STEM WALLS	06 - 09
SECOND COURSE STEM WALLS	10 - 13
STEM WALLS WITH EMBEDS	14 - 17
GROUND FLOOR WALLS WITH EMBEDS	18 - 25
FIRST FLOOR WALLS WITH EMBEDS	26 - 33
STRUCTURAL DETAILS	31 - 315
FOUNDATION PLANS	316 - 319
STAIRCASE DESIGN DETAILS	320 - 328
ENGINEER'S HAMBRO REVIEW STAMP	329 - 331

DATE: 02-22-17
 REVISION: 08-22-17

PAGE: A

TABLE OF CONTENTS
 VERSION 2.9



DISCLAIMER

THE INFORMATION PRESENTED IN THIS MANUAL IS TO ASSIST PROFESSIONAL BUILDERS, ARCHITECTS, DESIGNERS, AND ENGINEERS IN THE UNDERSTANDING OF THE OMNI BLOCK INSULATED CONCRETE BLOCK SYSTEM. WHILE THE MATERIAL IS PRESENTED IN GOOD FAITH AND BELIEVED TO BE RELIABLE, IT DOES NOT CONSTITUTE A PART OF, OR TERMS AND CONDITIONS OF SALE. NO ENGINEERING DATA, DESIGN INFORMATION OR OTHER MATERIAL CONTAINED HEREIN SHALL BE DEEMED TO CONSTITUTE A WARRANTY, EXPRESSED OR IMPLIED, THAT SAID INFORMATION IS CORRECT OR THAT THE PRODUCTS DESCRIBED ARE FIT FOR A PARTICULAR PURPOSE OR DESIGN APPLICATION.

PREVAILING CODE

THE INFORMATION PRESENTED IN THIS MANUAL IS NOT INTENDED TO SUPERSEDE ANY LOCAL, REGIONAL, NATIONAL, OR INTERNATIONAL BUILDING CODES. ALL INFORMATION SHOULD BE EXAMINED INDIVIDUALLY AND WHOLLY TO DETERMINE WHETHER THE PROCEDURAL SUGGESTIONS CONTAINED HEREIN COMPLY WITH THE PREVAILING BUILDING CODE.

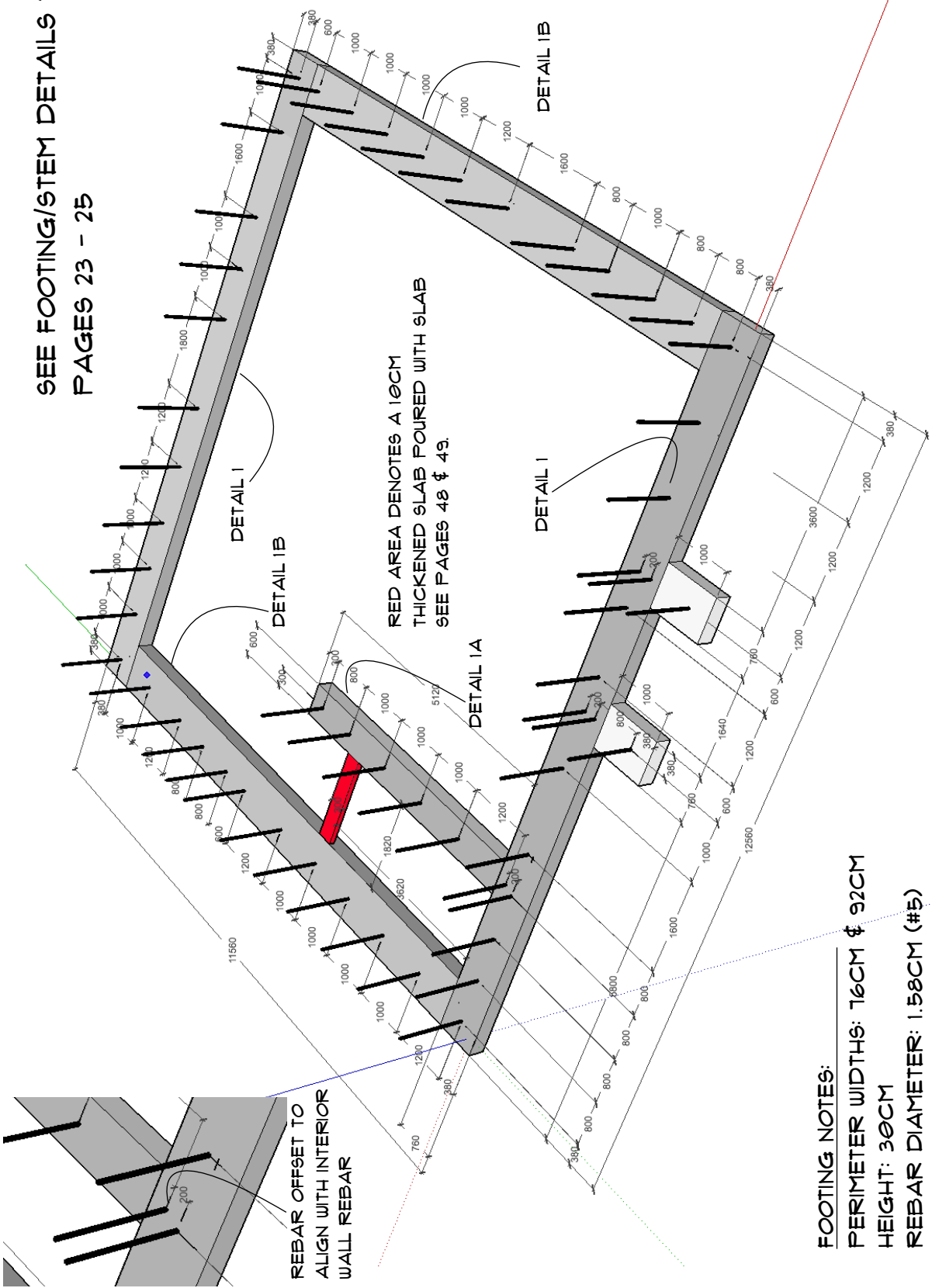
DATE: 02-22-17
REVISION:

PAGE: B

DISCLAIMER
VERSION 2.8



SEE FOOTING/STEM DETAILS 1, 1A, & 1B
 PAGES 23 - 25



FOOTING NOTES:
 PERIMETER WIDTHS: 76CM & 92CM
 HEIGHT: 30CM
 REBAR DIAMETER: 1.58CM (#5)
 REBAR HEIGHT: 105CM MIN. ABOVE TOP OF FOOTING

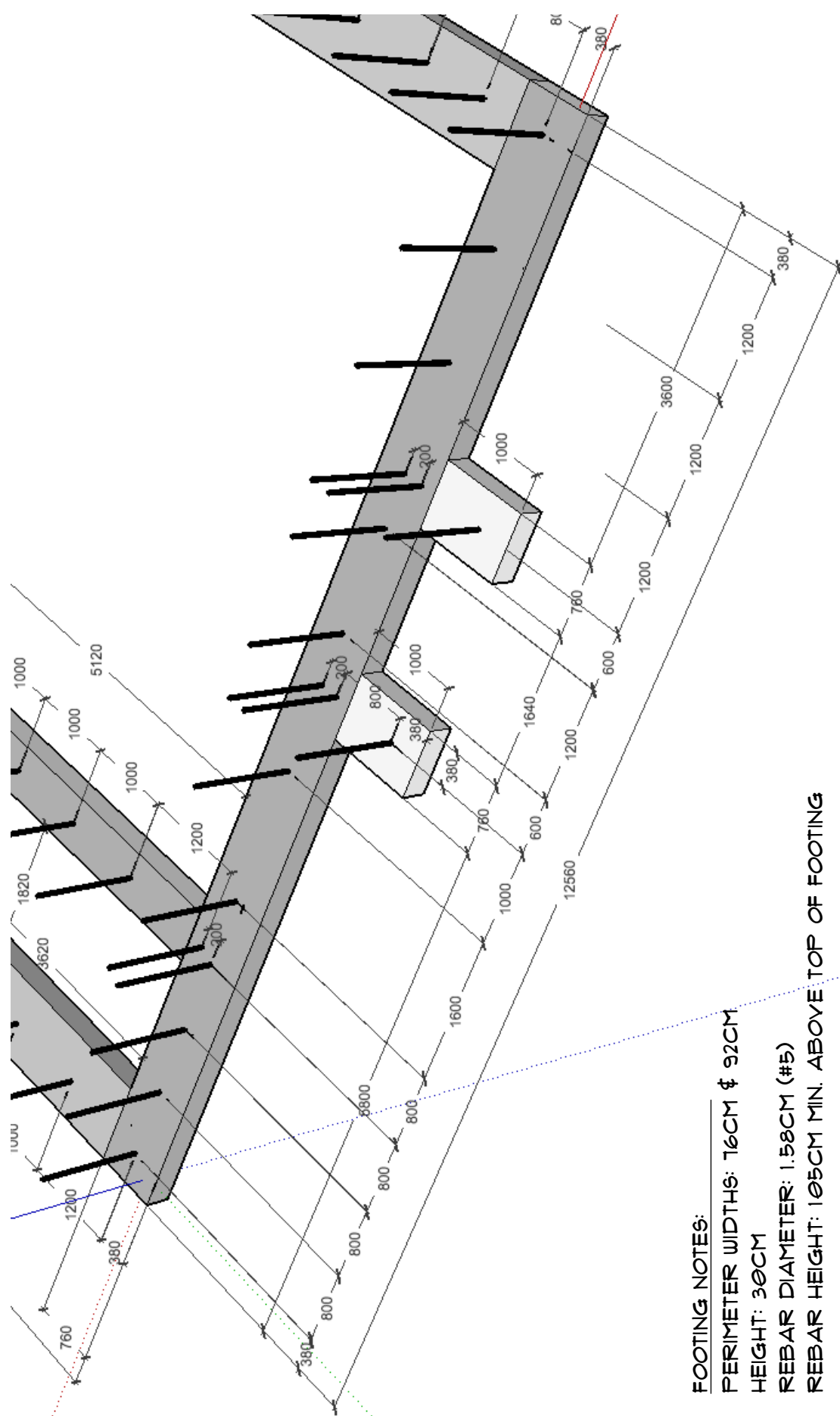


MOH 250
 FOOTING - FRONT

PAGE: 01

DATE: 10/02/2016
 REVISION: 01/12/17

SEE FOOTING/STEM DETAILS 1, 1A, & 1B
 PAGES 23 - 25

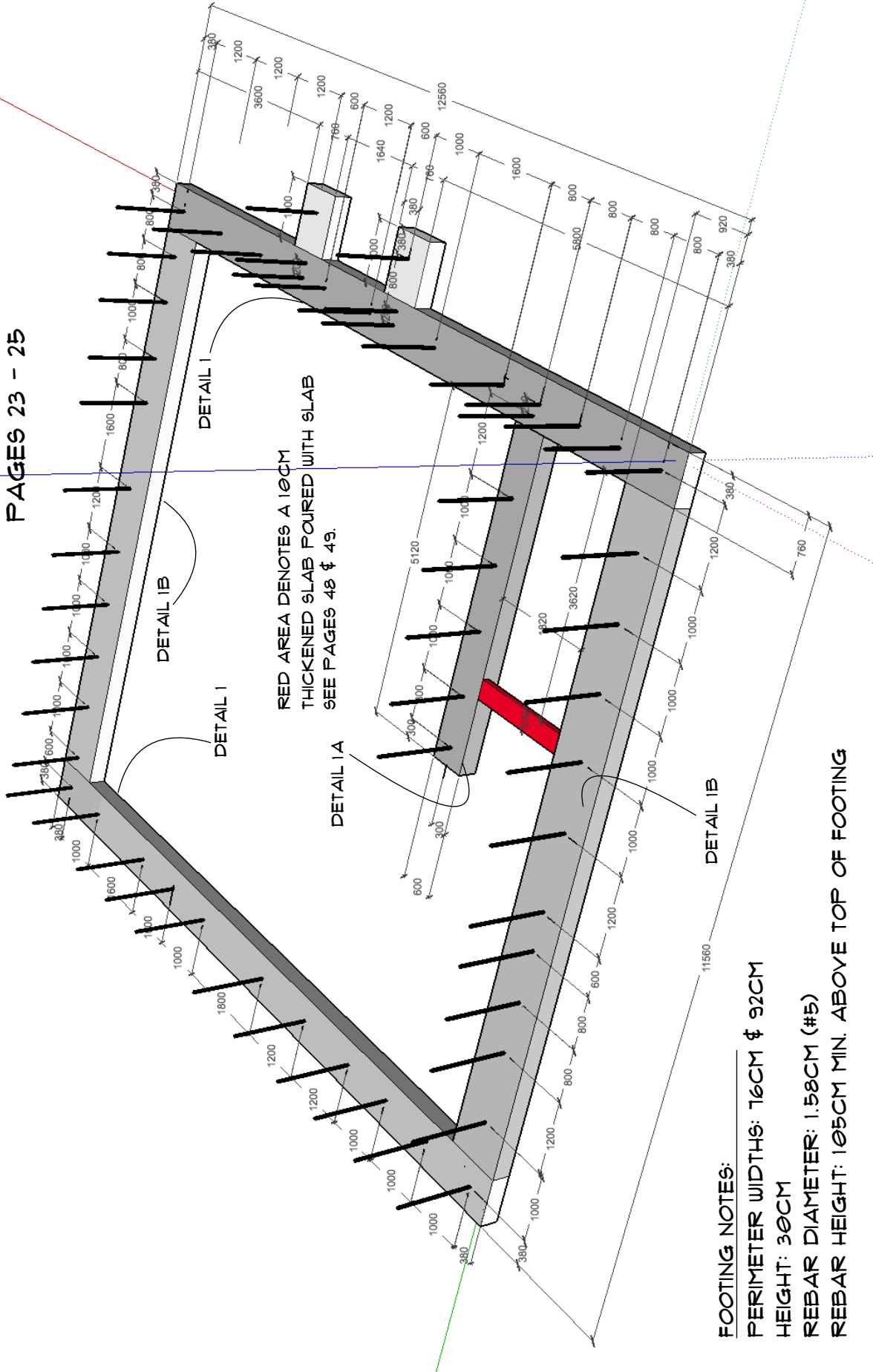


FOOTING NOTES:
 PERIMETER WIDTHS: 76CM & 92CM
 HEIGHT: 30CM
 REBAR DIAMETER: 1.58CM (#5)
 REBAR HEIGHT: 105CM MIN. ABOVE TOP OF FOOTING



DATE: 07/19/17 REVISION:	PAGE: 01.1	MOH 250 FOOTING - FRONT EXPANDED
-----------------------------	------------	-------------------------------------

SEE FOOTING/STEM DETAILS 1, 1A, & 1B
 PAGES 23 - 25



RED AREA DENOTES A 10CM THICKENED SLAB Poured WITH SLAB SEE PAGES 48 & 49.

FOOTING NOTES:
 PERIMETER WIDTHS: 76CM & 92CM
 HEIGHT: 30CM
 REBAR DIAMETER: 1.58CM (#5)
 REBAR HEIGHT: 105CM MIN. ABOVE TOP OF FOOTING

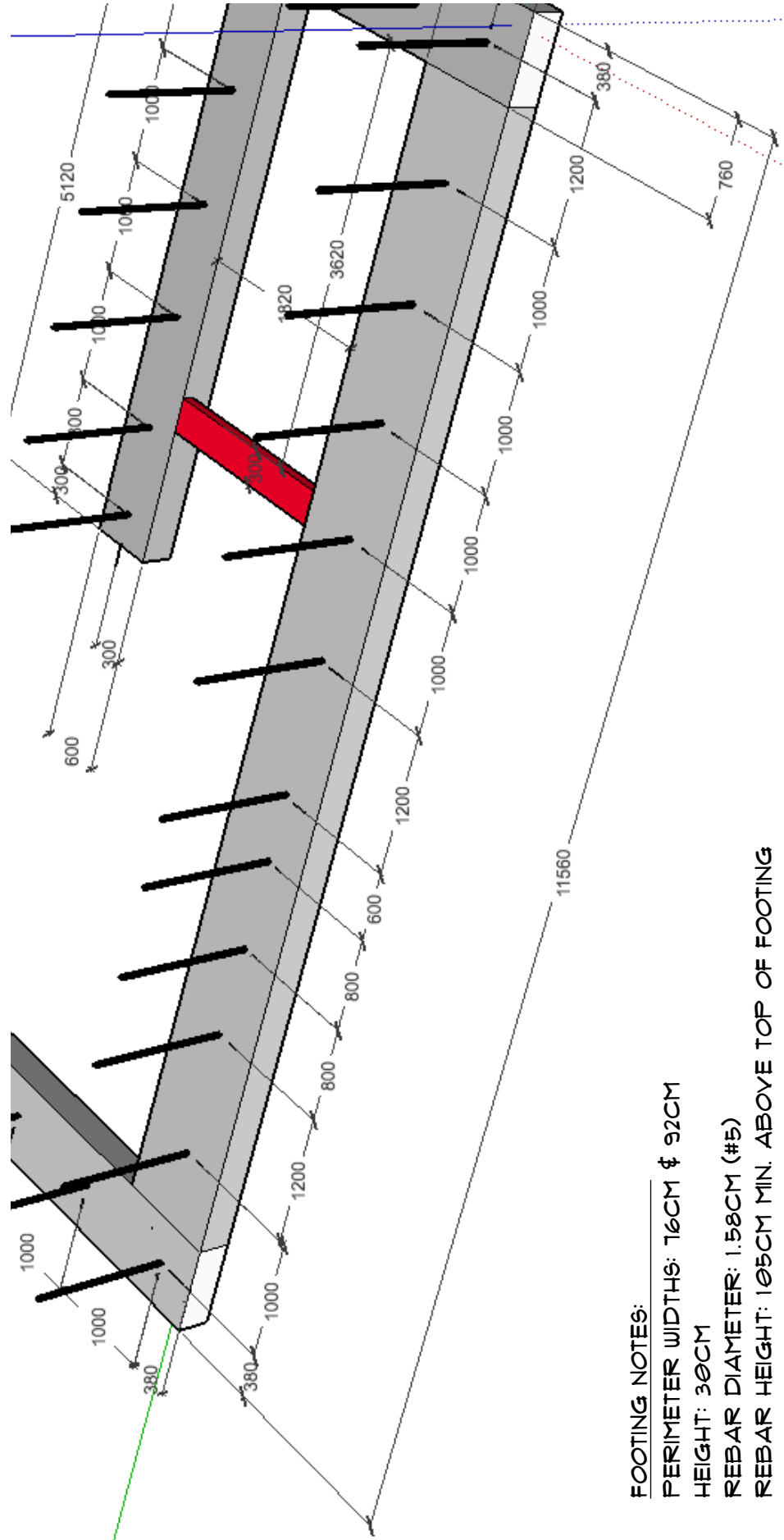


MOH 250
 FOOTING - LEFT

PAGE: 02

DATE: 10/02/2016
 REVISION: 01/12/17

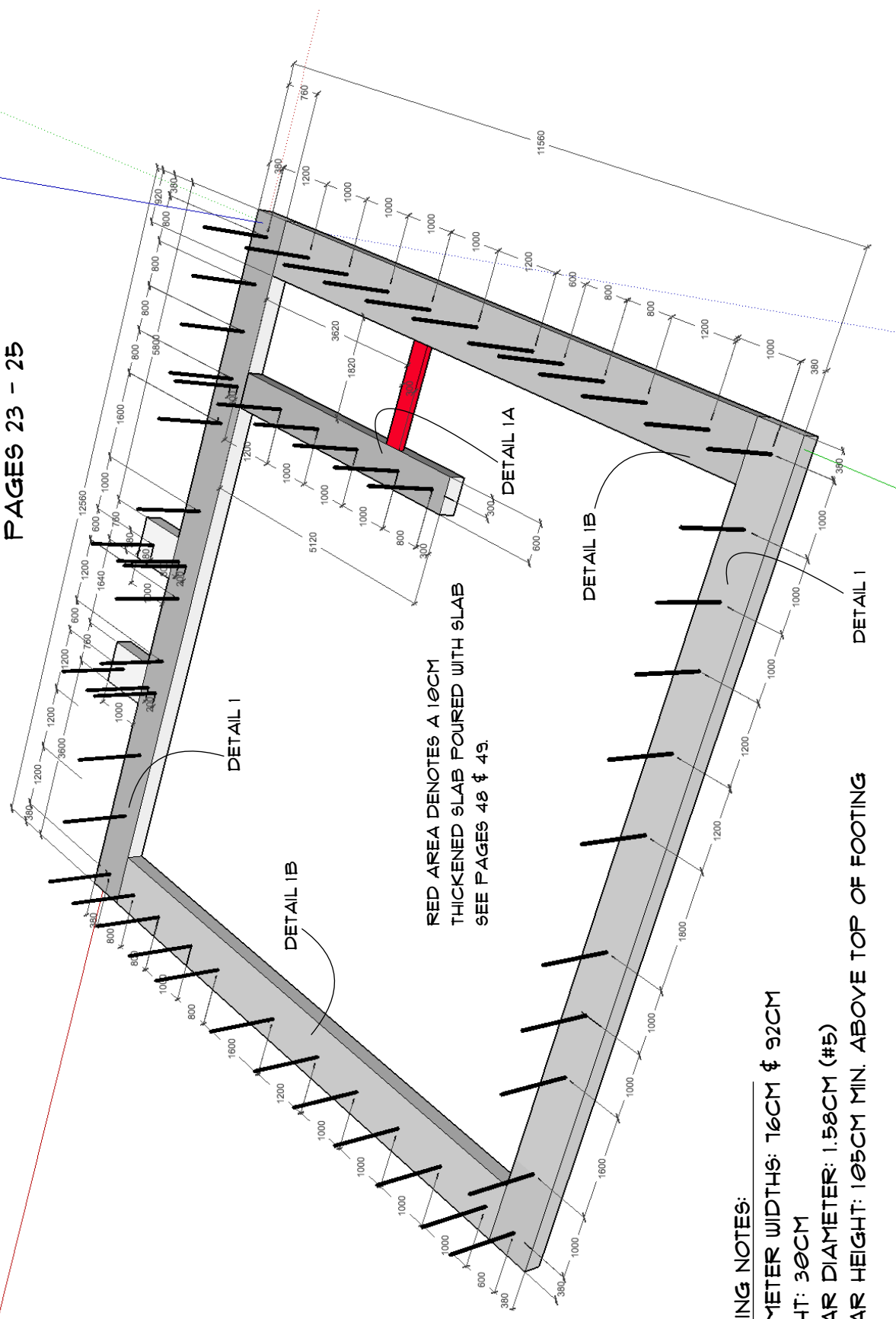
SEE FOOTING/STEM DETAILS 1, 1A, & 1B
 PAGES 23 - 25



FOOTING NOTES:
 PERIMETER WIDTHS: 16CM & 92CM
 HEIGHT: 30CM
 REBAR DIAMETER: 1.58CM (#5)
 REBAR HEIGHT: 105CM MIN. ABOVE TOP OF FOOTING

	<p>MOH 250 FOOTING - LEFT EXPANDED</p>	<p>DATE: 07/19/17 REVISION:</p>	<p>PAGE: 02.1</p>
--	---	--	-------------------

SEE FOOTING/STEM DETAILS 1, 1A, & 1B
 PAGES 23 - 25



RED AREA DENOTES A 10CM THICKENED SLAB POURED WITH SLAB SEE PAGES 48 & 49.

FOOTING NOTES:
 PERIMETER WIDTHS: 76CM & 92CM
 HEIGHT: 30CM
 REBAR DIAMETER: 1.58CM (#5)
 REBAR HEIGHT: 105CM MIN. ABOVE TOP OF FOOTING

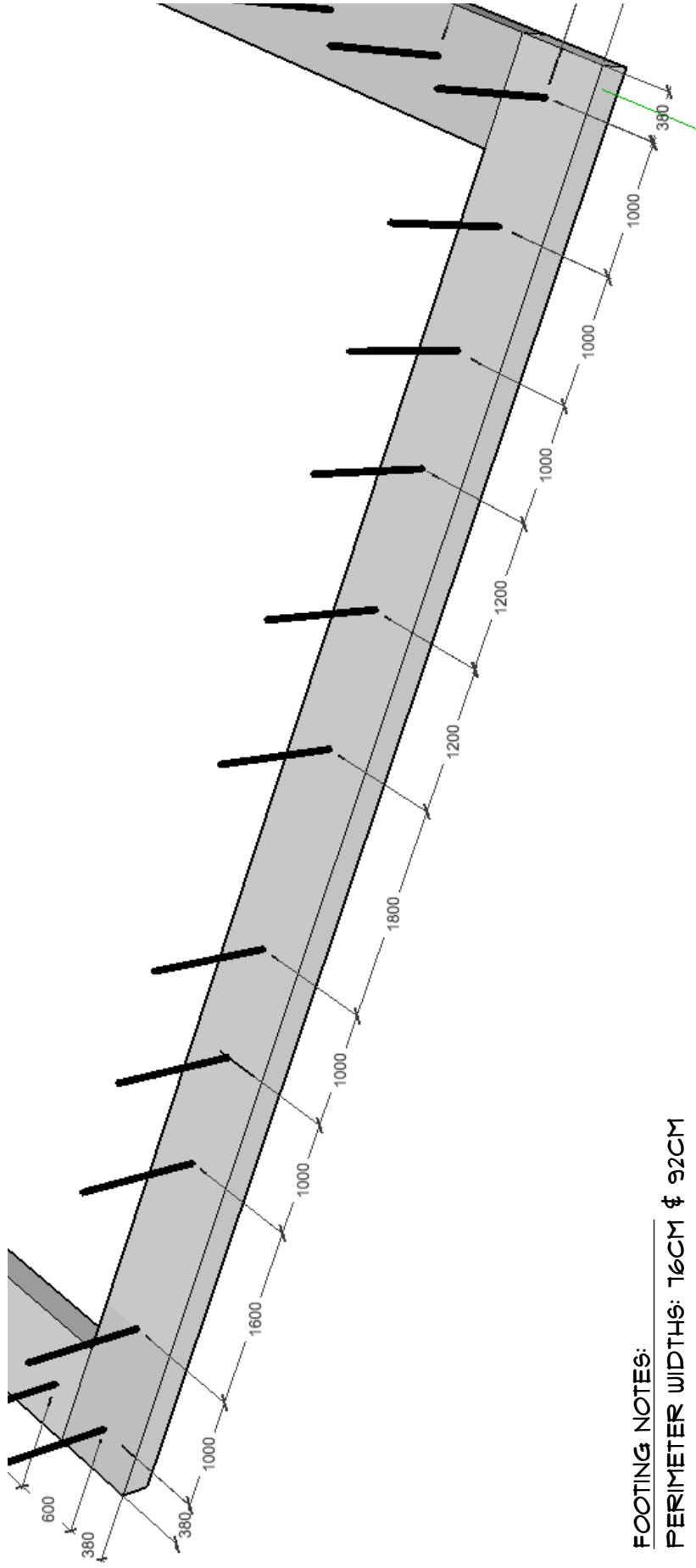


MOH 250
 FOOTING - REAR


PAGE: 03

DATE: 10/02/2016
 REVISION: 01/12/17

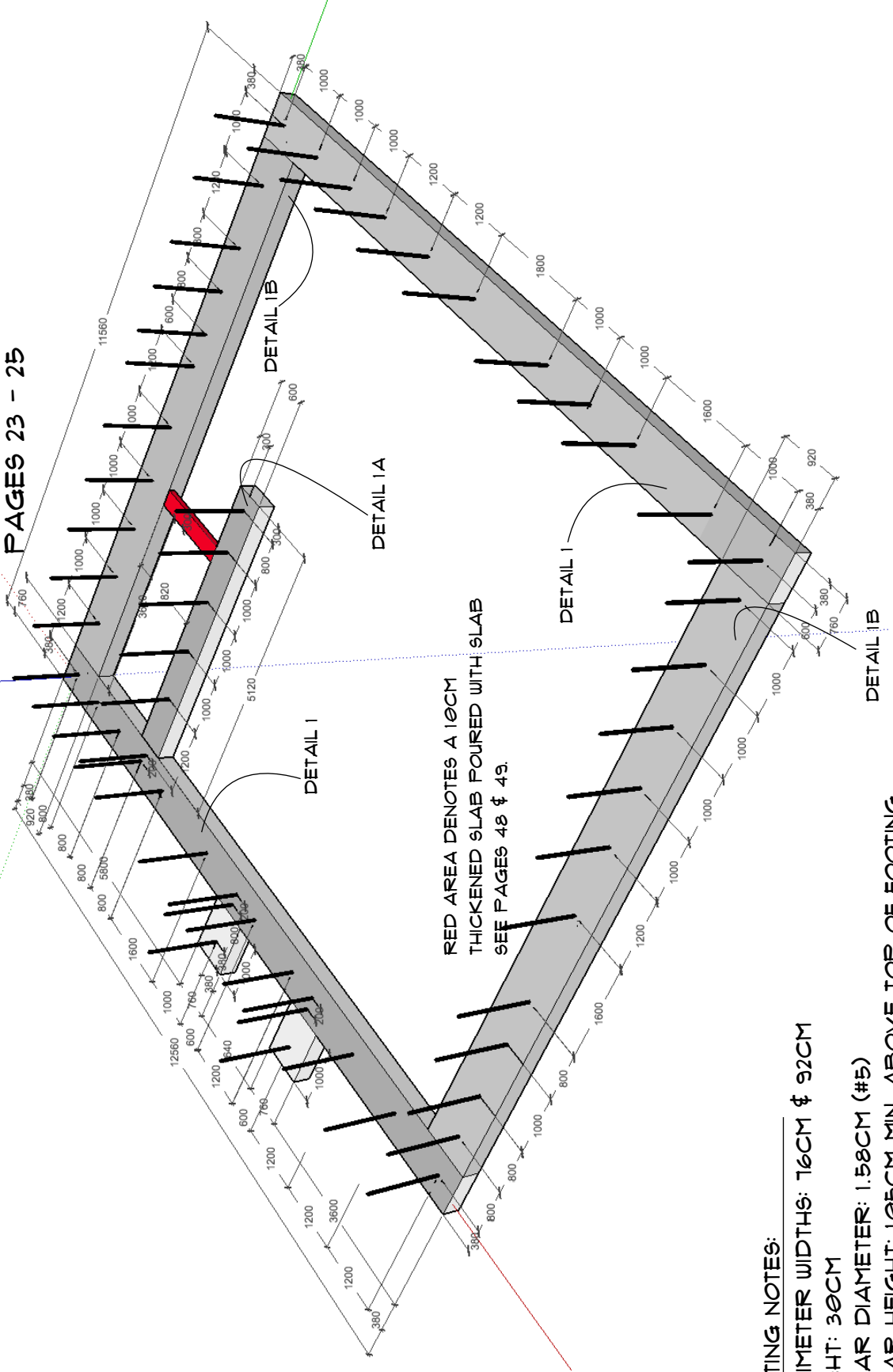
SEE FOOTING/STEM DETAILS 1, 1A, & 1B
 PAGES 23 - 25



FOOTING NOTES:
 PERIMETER WIDTHS: 16CM & 92CM
 HEIGHT: 30CM
 REBAR DIAMETER: 1.58CM (#5)
 REBAR HEIGHT: 105CM MIN. ABOVE TOP OF FOOTING

DATE: 07/19/17 REVISION:	PAGE: 03.1	MOH 250 FOOTING - REAR EXPANDED	
-----------------------------	------------	------------------------------------	---

SEE FOOTING/STEM DETAILS 1, 1A, & 1B
 PAGES 23 - 25



FOOTING NOTES:
 PERIMETER WIDTHS: 76CM & 92CM
 HEIGHT: 30CM
 REBAR DIAMETER: 1.58CM (#5)
 REBAR HEIGHT: 105CM MIN. ABOVE TOP OF FOOTING

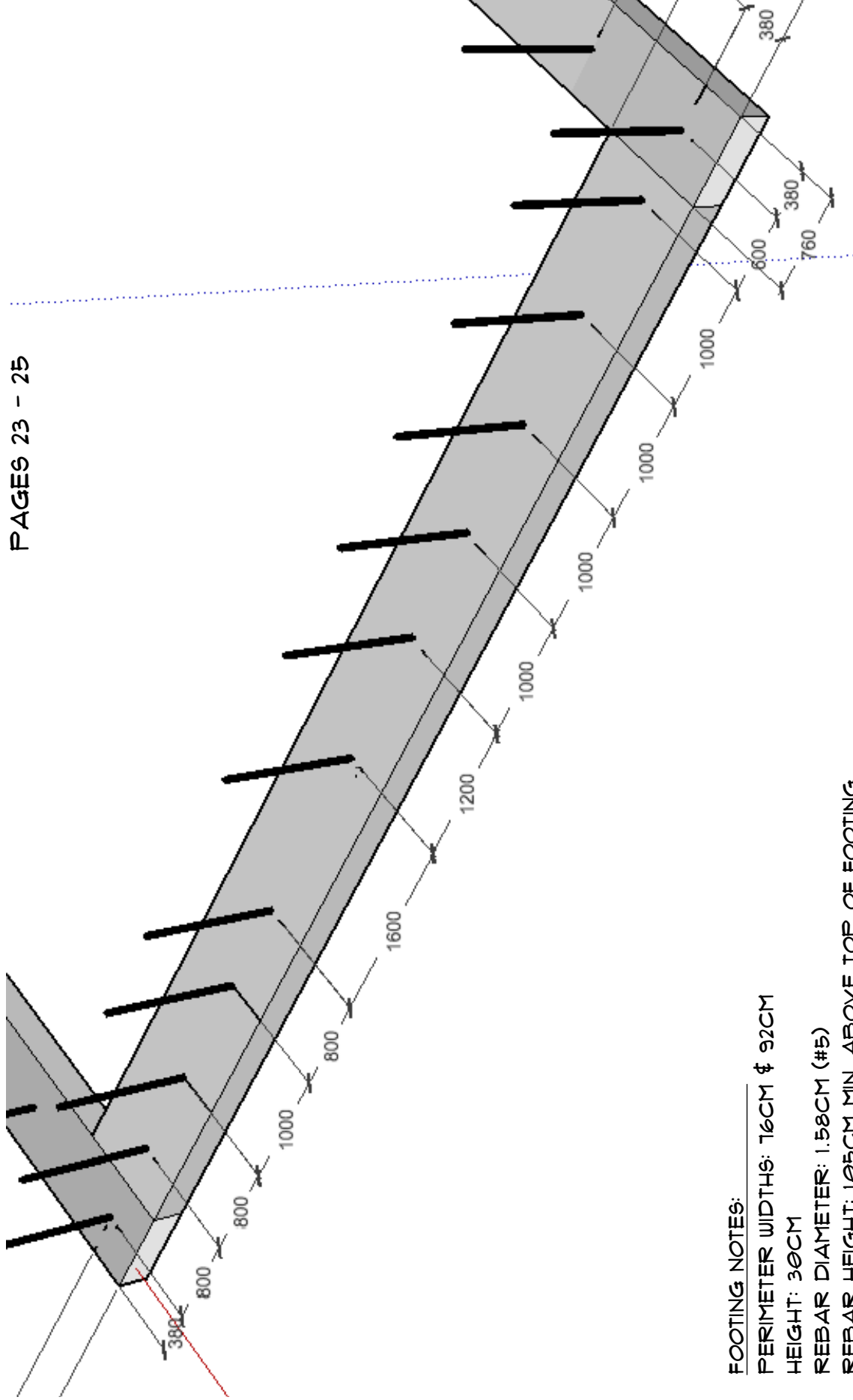


MOH 250
 FOOTING - RIGHT

PAGE: 04

DATE: 10/02/2016
 REVISION: 01/12/17

SEE FOOTING/STEM DETAILS 1, 1A, & 1B
 PAGES 23 - 25



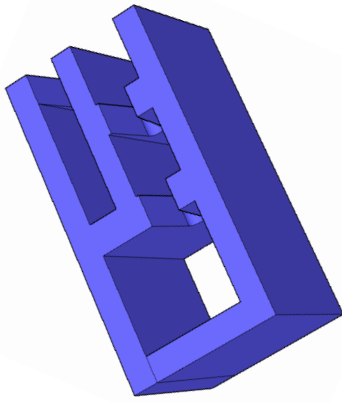
FOOTING NOTES:
 PERIMETER WIDTHS: 16CM & 92CM
 HEIGHT: 300CM
 REBAR DIAMETER: 1.58CM (#5)
 REBAR HEIGHT: 105CM MIN. ABOVE TOP OF FOOTING



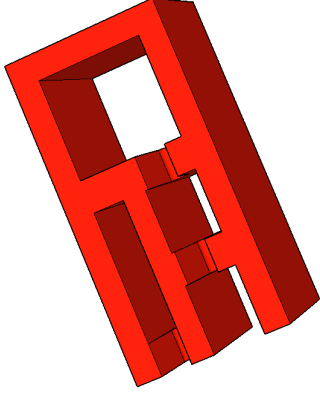
MOH 250
 FOOTING - RIGHT EXPANDED

PAGE: 04.1


DATE: 07/19/17
 REVISION:



OMNI BLOCK LEFT CORNER / JAMB -
LONG CELL IS ALWAYS PLACED TO
THE EXTERIOR SIDE OF THE BUILDING
SO THE CORNER OR JAMB IS ON THE
LEFT SIDE

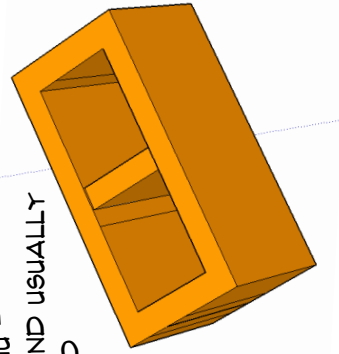


OMNI BLOCK RIGHT CORNER / JAMB -
LONG CELL IS ALWAYS PLACED TO
THE EXTERIOR SIDE OF THE BUILDING
SO THE CORNER OR JAMB IS ON THE
RIGHT SIDE




OMNI BLOCK STRETCHER -
LONG CELL IS ALWAYS
PLACED TO THE EXTERIOR
SIDE OF THE BUILDING

STANDARD CMU -
UNINSULATED AND USUALLY
FULLY GROUTED



STANDARD HALF CMU -
USED AT ALL OPENINGS
UNINSULATED AND USUALLY
FULLY GROUTED



DATE: 10/02/2016
REVISION:

PAGE: 05

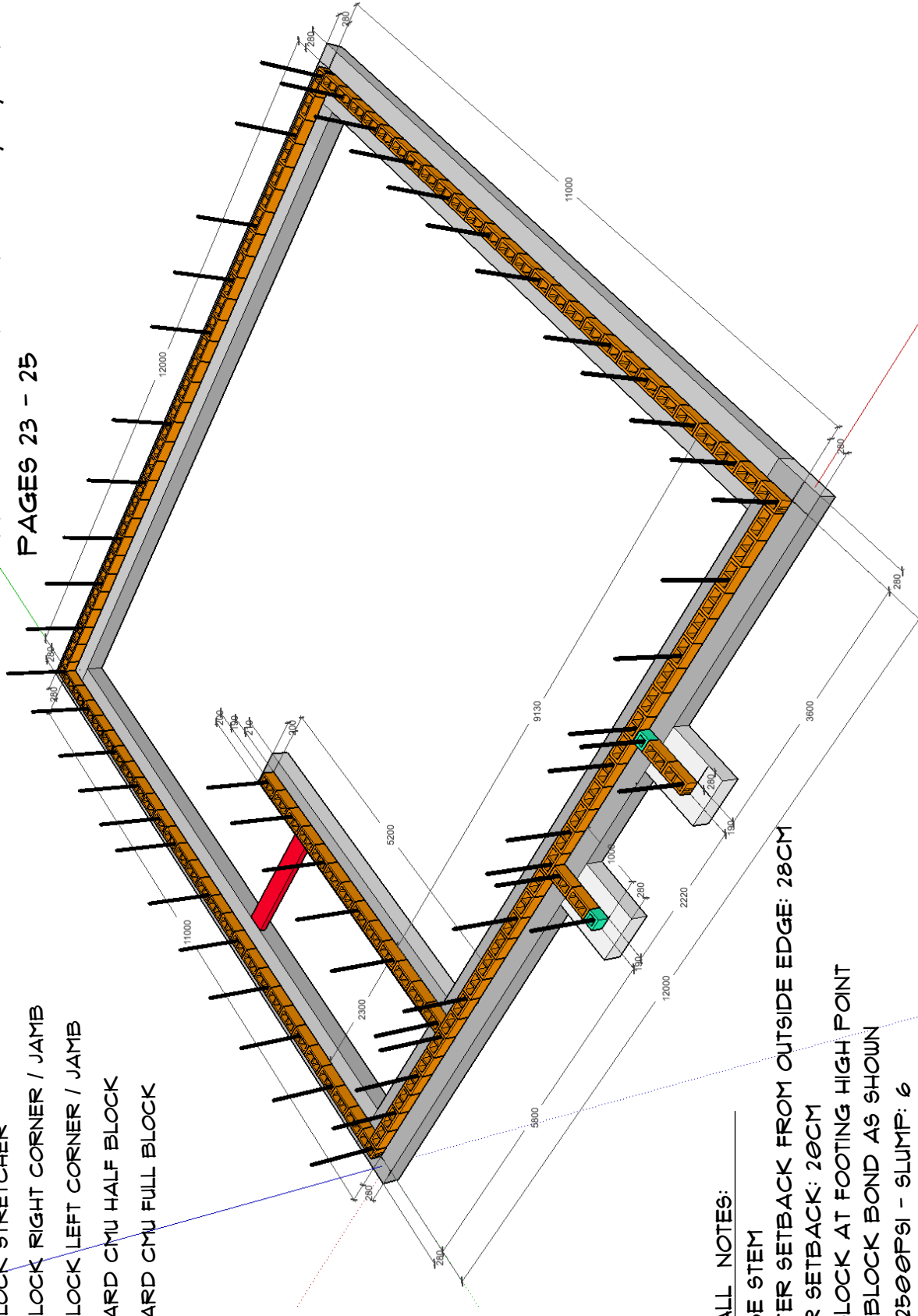
BLOCK SHAPES



COLOR CODE:

- OMNI BLOCK STRETCHER
- OMNI BLOCK RIGHT CORNER / JAMB
- OMNI BLOCK LEFT CORNER / JAMB
- STANDARD CMU HALF BLOCK
- STANDARD CMU FULL BLOCK

SEE FOOTING/STEM DETAILS 1, 1A, & 1B
PAGES 23 - 25



STEM WALL NOTES:

- 2 COURSE STEM
- PERIMETER SETBACK FROM OUTSIDE EDGE: 28CM
- INTERIOR SETBACK: 20CM
- BEGIN BLOCK AT FOOTING HIGH POINT
- FOLLOW BLOCK BOND AS SHOWN
- GROUT: 2500PSI - SLUMP: 6

DATE: 10/02/2016
REVISION: 01/12/17

PAGE: 06

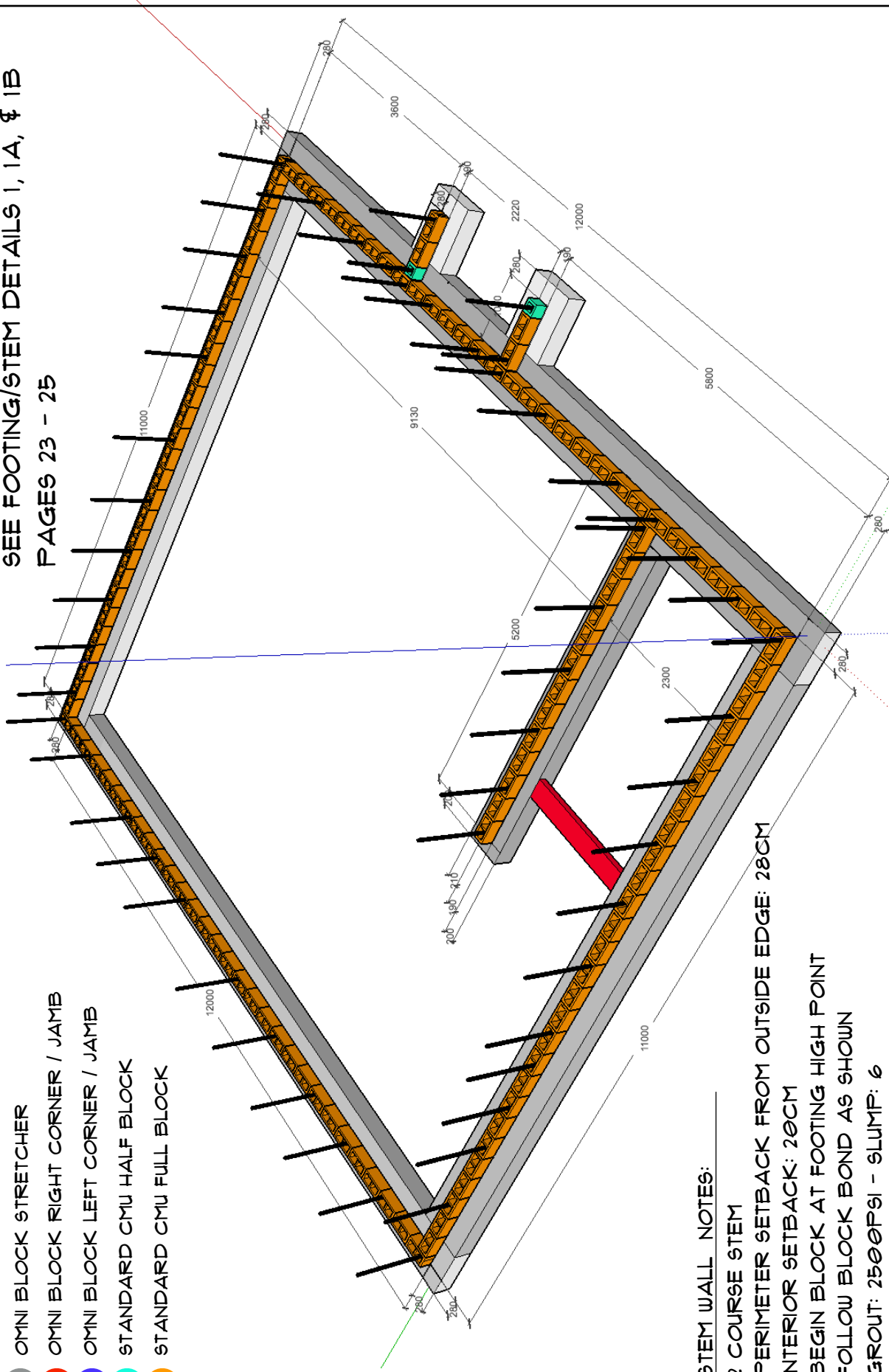
MOH 250
FIRST COURSE STEM - FRONT



COLOR CODE:

- OMNI BLOCK STRETCHER
- OMNI BLOCK RIGHT CORNER / JAMB
- OMNI BLOCK LEFT CORNER / JAMB
- STANDARD CMU HALF BLOCK
- STANDARD CMU FULL BLOCK

SEE FOOTING/STEM DETAILS 1, 1A, & 1B
PAGES 23 - 25



STEM WALL NOTES:

- 2 COURSE STEM
- PERIMETER SETBACK FROM OUTSIDE EDGE: 28CM
- INTERIOR SETBACK: 20CM
- BEGIN BLOCK AT FOOTING HIGH POINT
- FOLLOW BLOCK BOND AS SHOWN
- GROUT: 2500PSI - SLUMP: 6

DATE: 10/02/2016
REVISION: 01/12/17

PAGE: 01

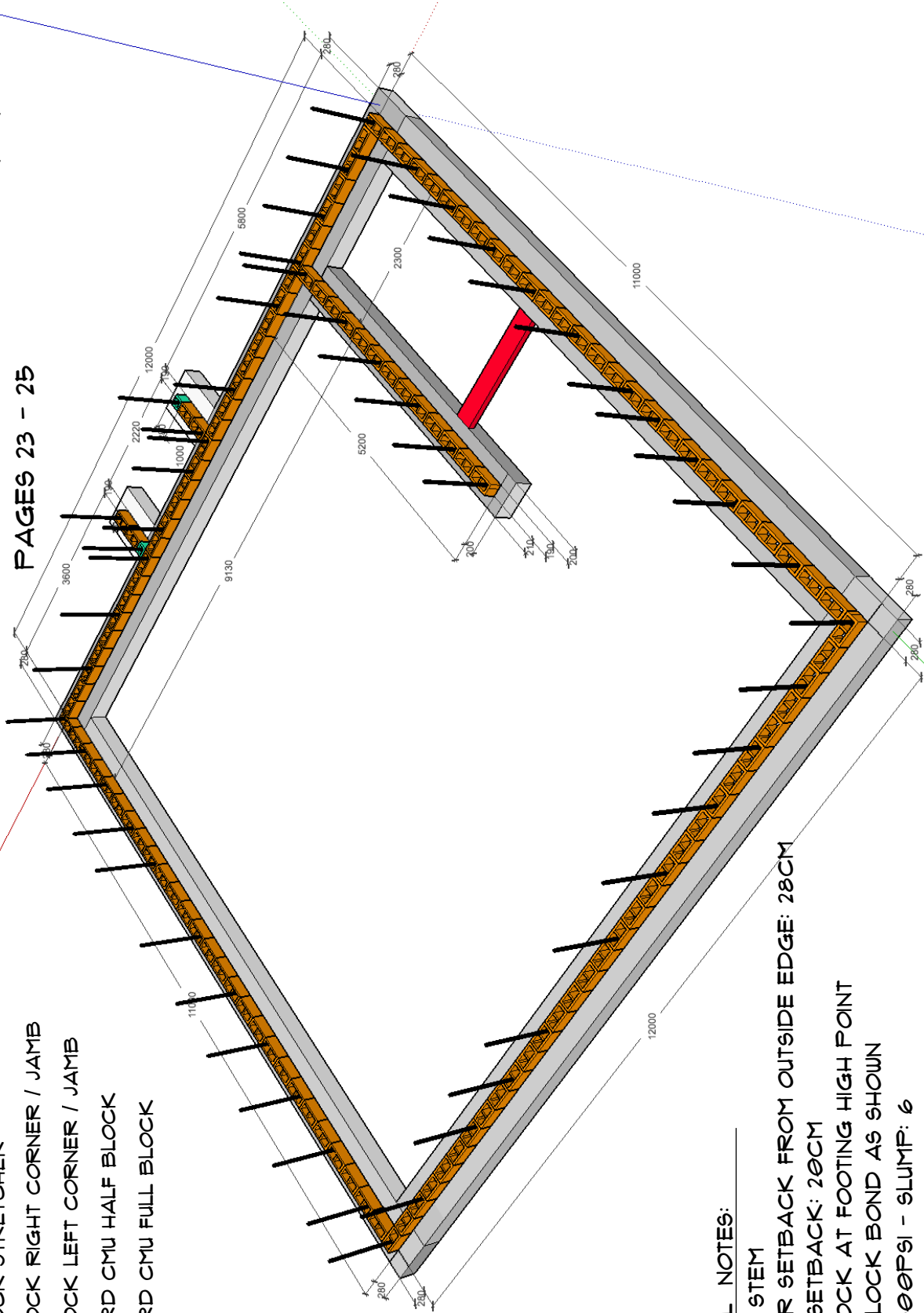
MOH 250
FIRST COURSE STEM - LEFT



COLOR CODE:

- OMNI BLOCK STRETCHER
- OMNI BLOCK RIGHT CORNER / JAMB
- OMNI BLOCK LEFT CORNER / JAMB
- STANDARD CMU HALF BLOCK
- STANDARD CMU FULL BLOCK

SEE FOOTING/STEM DETAILS 1, 1A, & 1B
 PAGES 23 - 25



STEM WALL NOTES:

- 2 COURSE STEM
- PERIMETER SETBACK FROM OUTSIDE EDGE: 28CM
- INTERIOR SETBACK: 20CM
- BEGIN BLOCK AT FOOTING HIGH POINT
- FOLLOW BLOCK BOND AS SHOWN
- GROUT: 250ØPSI - SLUMP: 6

DATE: 10/02/2016
 REVISION: 01/12/17

PAGE: 08

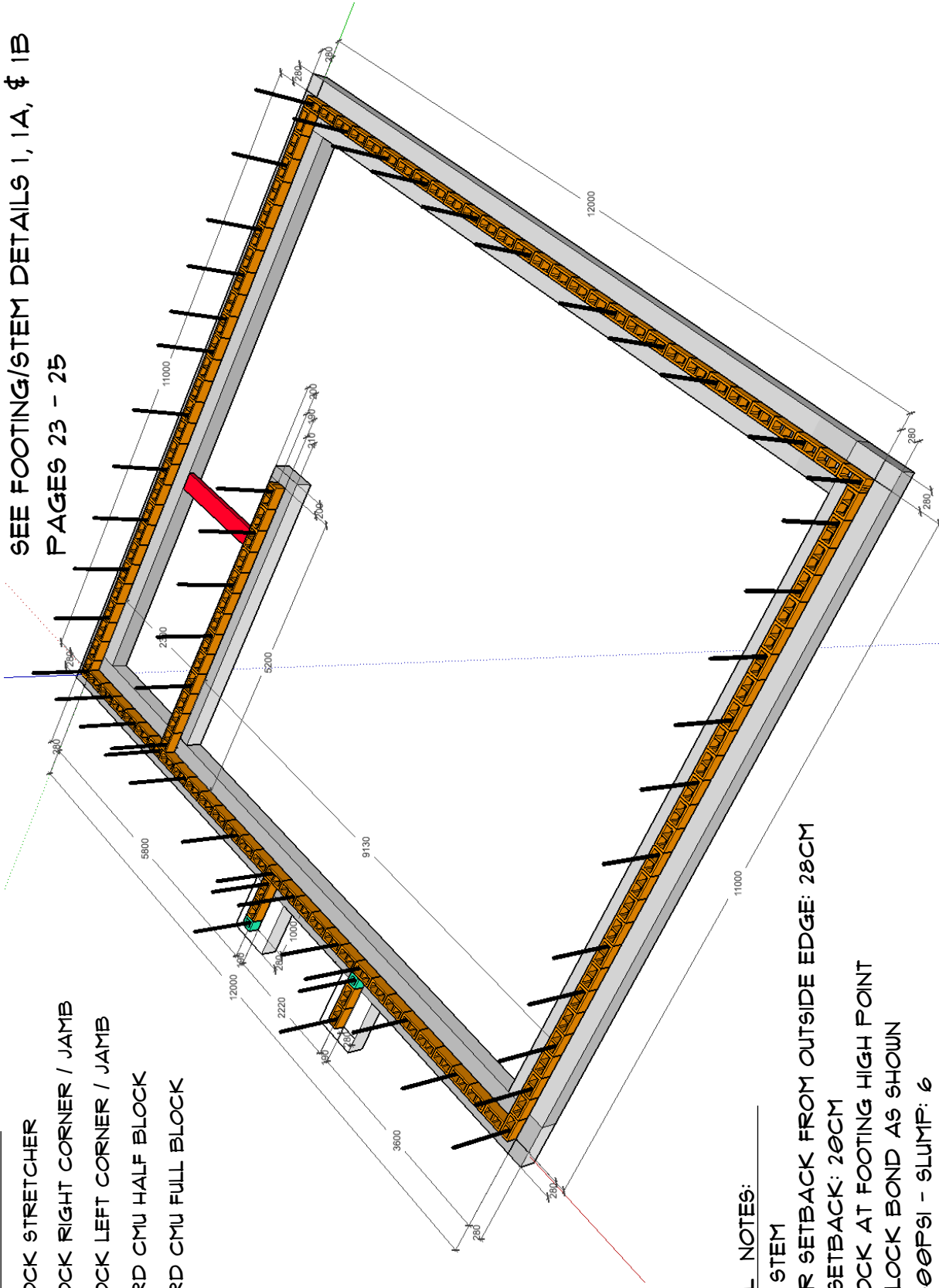
MOH 250
 FIRST COURSE STEM - REAR



COLOR CODE:

- OMNI BLOCK STRETCHER
- OMNI BLOCK RIGHT CORNER / JAMB
- OMNI BLOCK LEFT CORNER / JAMB
- STANDARD CMU HALF BLOCK
- STANDARD CMU FULL BLOCK

SEE FOOTING/STEM DETAILS 1, 1A, & 1B
PAGES 23 - 25



STEM WALL NOTES:

- 2 COURSE STEM
- PERIMETER SETBACK FROM OUTSIDE EDGE: 28CM
- INTERIOR SETBACK: 20CM
- BEGIN BLOCK AT FOOTING HIGH POINT
- FOLLOW BLOCK BOND AS SHOWN
- GROUT: 2500PSI - SLUMP: 6

DATE: 10/02/2016 PAGE: 09
REVISION: 01/12/17

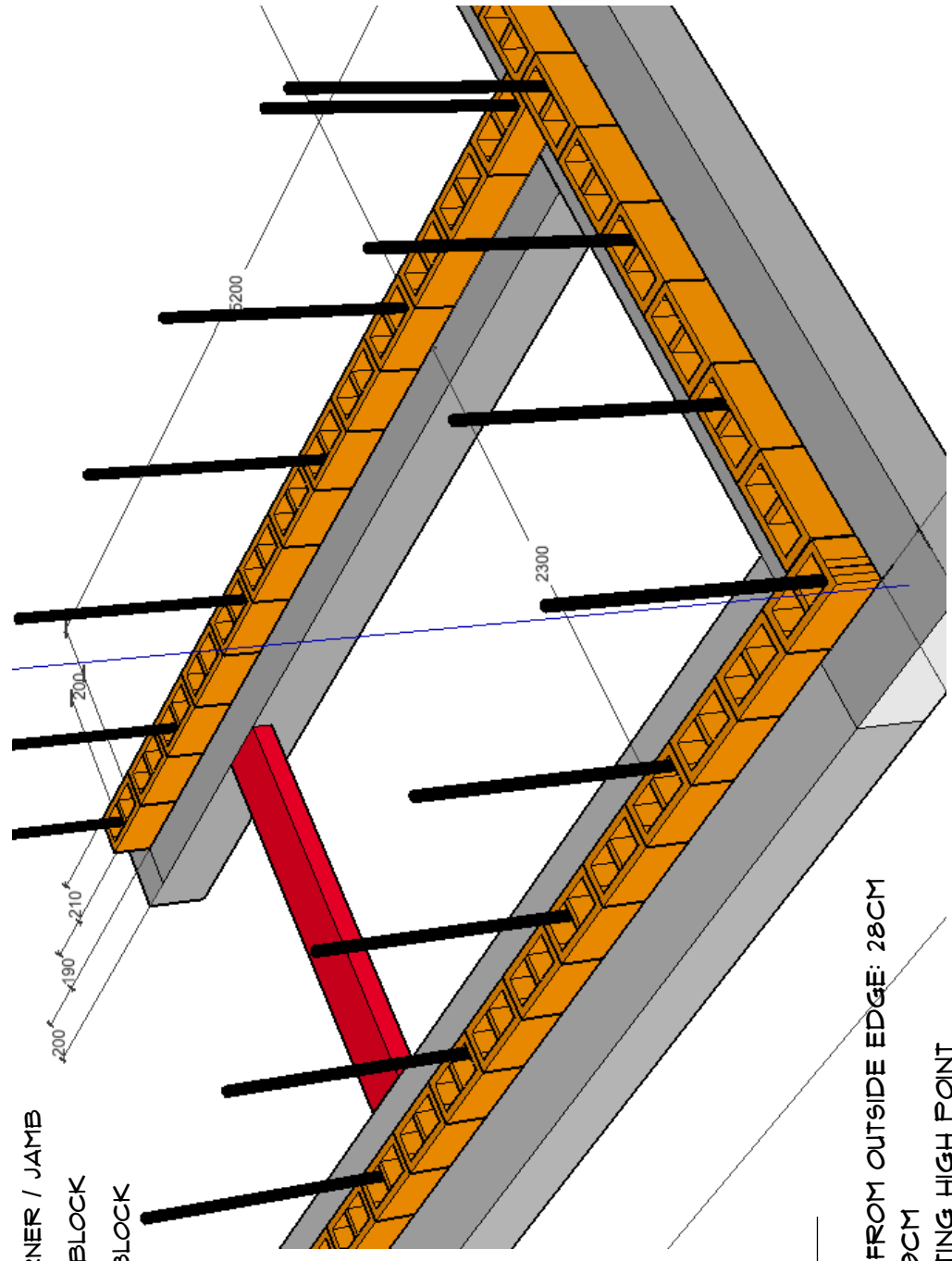
MOH 250
FIRST COURSE STEM - RIGHT



SEE FOOTING/STEM DETAILS 1, 1A, & 1B
 PAGES 23 - 25

COLOR CODE:

- OMNI BLOCK STRETCHER
- OMNI BLOCK RIGHT CORNER / JAMB
- OMNI BLOCK LEFT CORNER / JAMB
- STANDARD CMU HALF BLOCK
- STANDARD CMU FULL BLOCK



STEM WALL NOTES:
 2 COURSE STEM
 PERIMETER SETBACK FROM OUTSIDE EDGE: 28CM
 INTERIOR SETBACK: 20CM
 BEGIN BLOCK AT FOOTING HIGH POINT
 FOLLOW BLOCK BOND AS SHOWN
 GROUT: 250ØPSI - SLUMP: 6



MOH 250
 FIRST COURSE STEM - CORNER 1

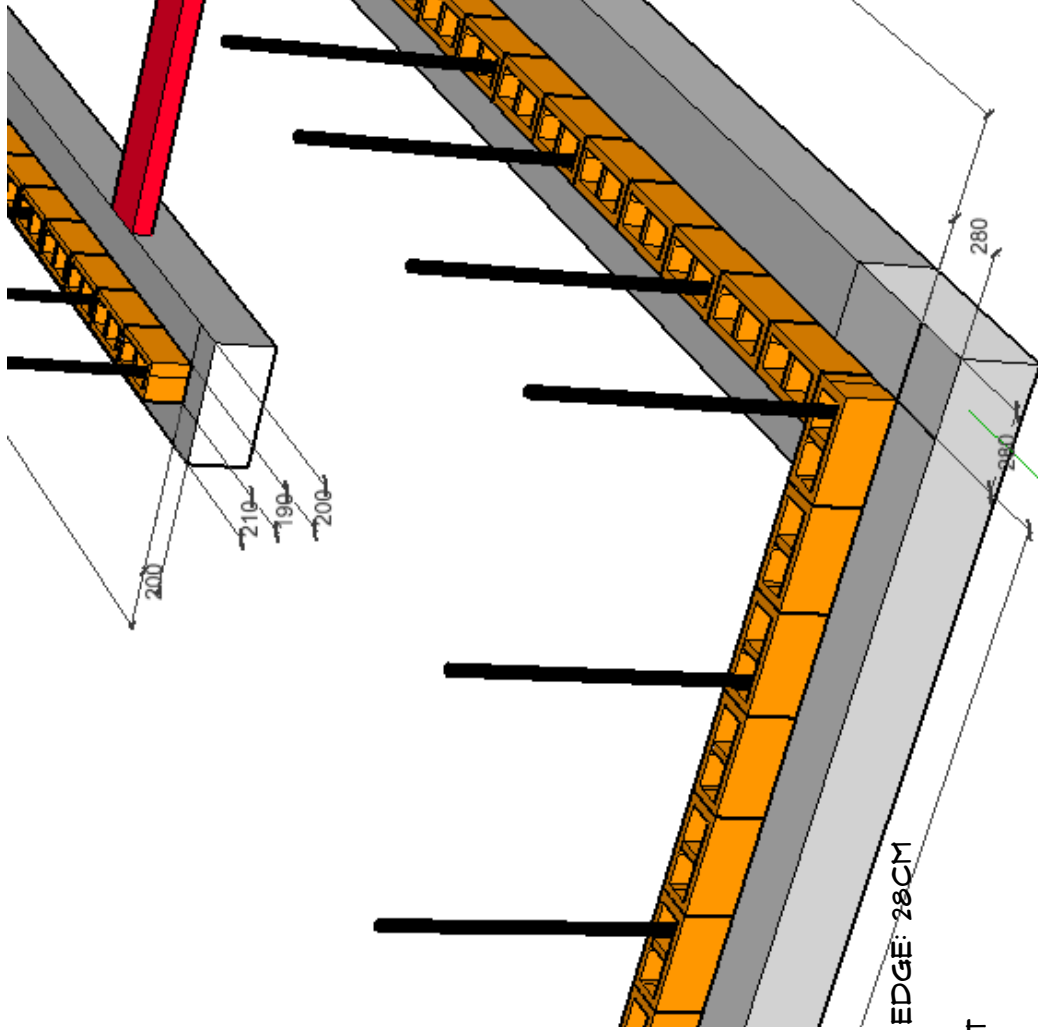
DATE: 07/19/17
 REVISION:

PAGE: 9.1

COLOR CODE:

- OMNI BLOCK STRETCHER
- OMNI BLOCK RIGHT CORNER / JAMB
- OMNI BLOCK LEFT CORNER / JAMB
- STANDARD CMU HALF BLOCK
- STANDARD CMU FULL BLOCK

SEE FOOTING/STEM DETAILS 1, 1A, & 1B
 PAGES 23 - 25



STEM WALL NOTES:

- 2 COURSE STEM
- PERIMETER SETBACK FROM OUTSIDE EDGE: 28CM
- INTERIOR SETBACK: 20CM
- BEGIN BLOCK AT FOOTING HIGH POINT
- FOLLOW BLOCK BOND AS SHOWN
- GROUT: 2500PSI - SLUMP: 6

DATE: 07/19/17

PAGE: 9.2

MOH 250

REVISION:

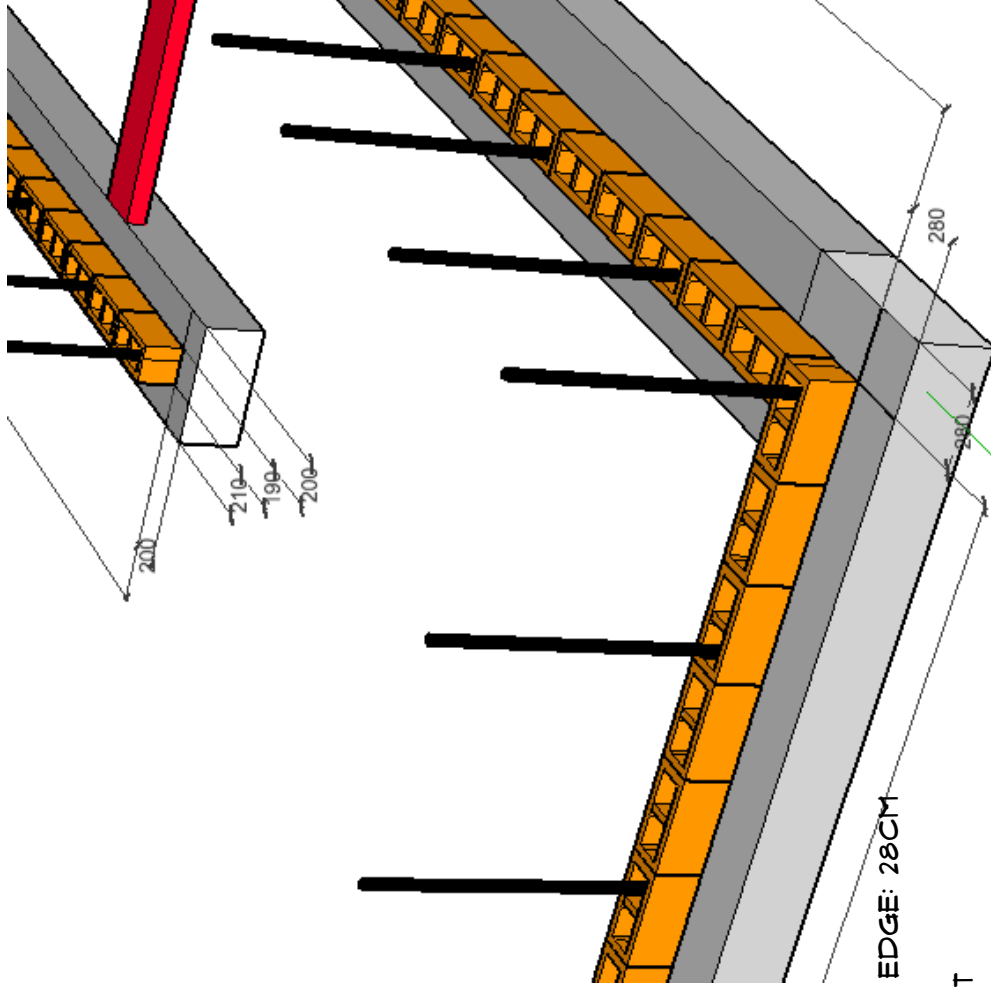
FIRST COURSE STEM - CORNER 2



COLOR CODE:

- OMNI BLOCK STRETCHER
- OMNI BLOCK RIGHT CORNER / JAMB
- OMNI BLOCK LEFT CORNER / JAMB
- STANDARD CMU HALF BLOCK
- STANDARD CMU FULL BLOCK

SEE FOOTING/STEM DETAILS 1, 1A, & 1B
 PAGES 23 - 25



STEM WALL NOTES:

- 2 COURSE STEM
- PERIMETER SETBACK FROM OUTSIDE EDGE: 28CM
- INTERIOR SETBACK: 20CM
- BEGIN BLOCK AT FOOTING HIGH POINT
- FOLLOW BLOCK BOND AS SHOWN
- GROUT: 2500PSI - SLUMP: 6

DATE: 07/19/17

PAGE: 9.3

MOH 250

REVISION:

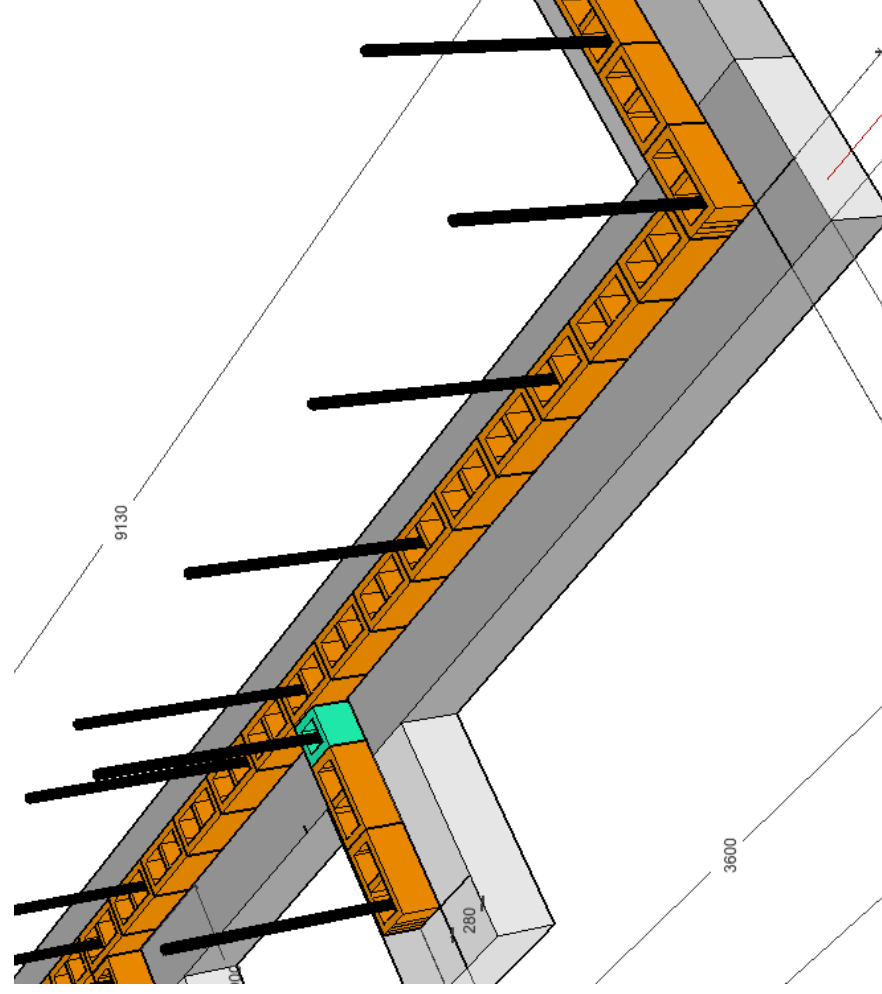
FIRST COURSE STEM - CORNER 3



SEE FOOTING/STEM DETAILS 1, 1A, & 1B
 PAGES 23 - 25

COLOR CODE:

- OMNI BLOCK STRETCHER
- OMNI BLOCK RIGHT CORNER / JAMB
- OMNI BLOCK LEFT CORNER / JAMB
- STANDARD CMU HALF BLOCK
- STANDARD CMU FULL BLOCK



STEM WALL NOTES:
 2 COURSE STEM
 PERIMETER SETBACK FROM OUTSIDE
 EDGE: 28CM
 INTERIOR SETBACK: 20CM
 BEGIN BLOCK AT FOOTING HIGH POINT
 FOLLOW BLOCK BOND AS SHOWN



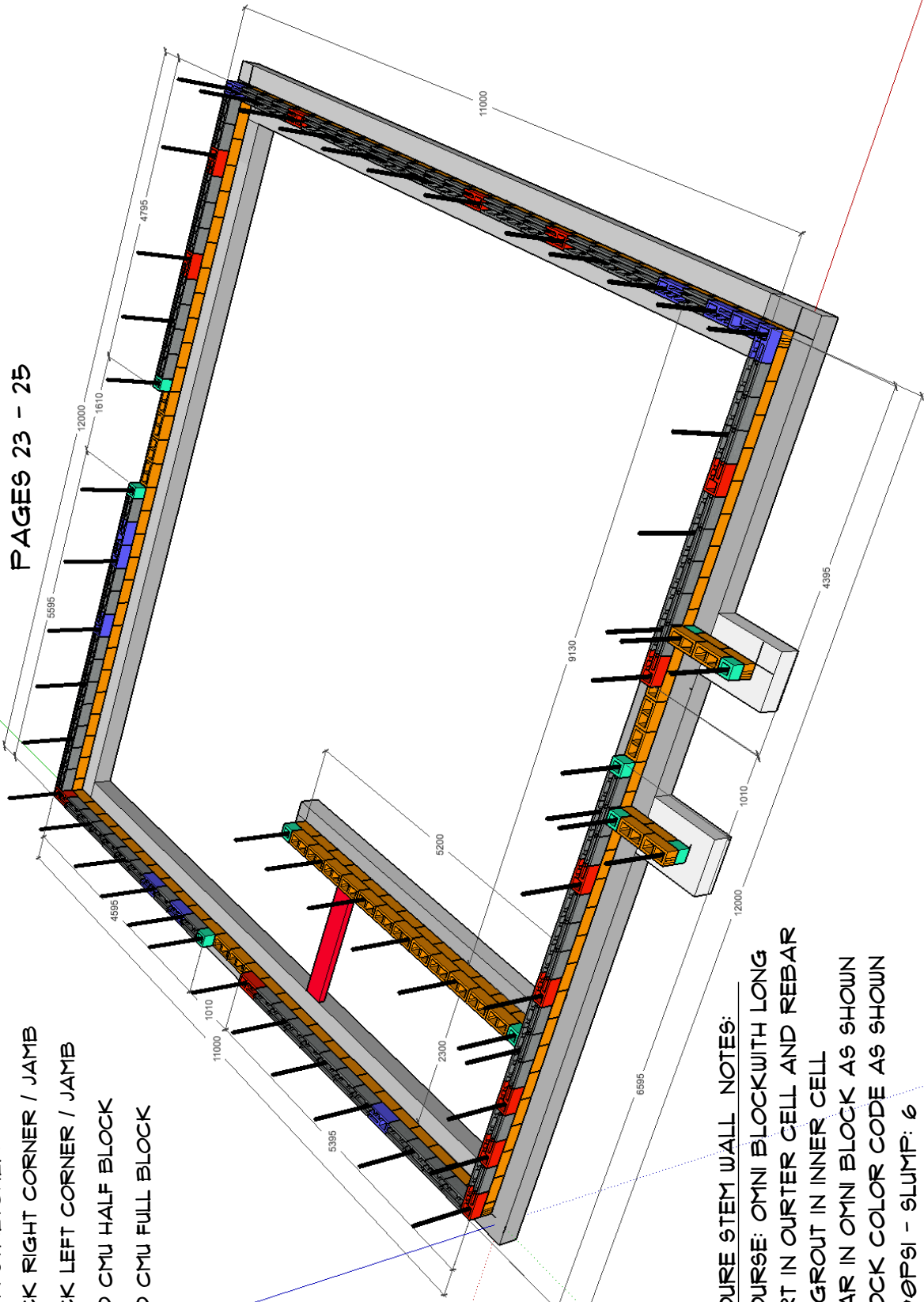
MOH 250
 FIRST COURSE STEM - CORNER 4

DATE: 07/19/17
 REVISION:
 PAGE: 9.4

COLOR CODE:

- OMNI BLOCK STRETCHER
- OMNI BLOCK RIGHT CORNER / JAMB
- OMNI BLOCK LEFT CORNER / JAMB
- STANDARD CMU HALF BLOCK
- STANDARD CMU FULL BLOCK

SEE FOOTING/STEM DETAILS 1, 1A, & 1B
PAGES 23 - 25



SECOND COURSE STEM WALL NOTES:
SECOND COURSE: OMNI BLOCK WITH LONG
INSERT IN OUTER CELL AND REBAR
AND GROUT IN INNER CELL
ALIGN REBAR IN OMNI BLOCK AS SHOWN
FOLLOW BLOCK COLOR CODE AS SHOWN
GROUT: 2500PSI - SLUMP: 6

DATE: 10/02/2016
REVISION: 01/12/17

PAGE: 10

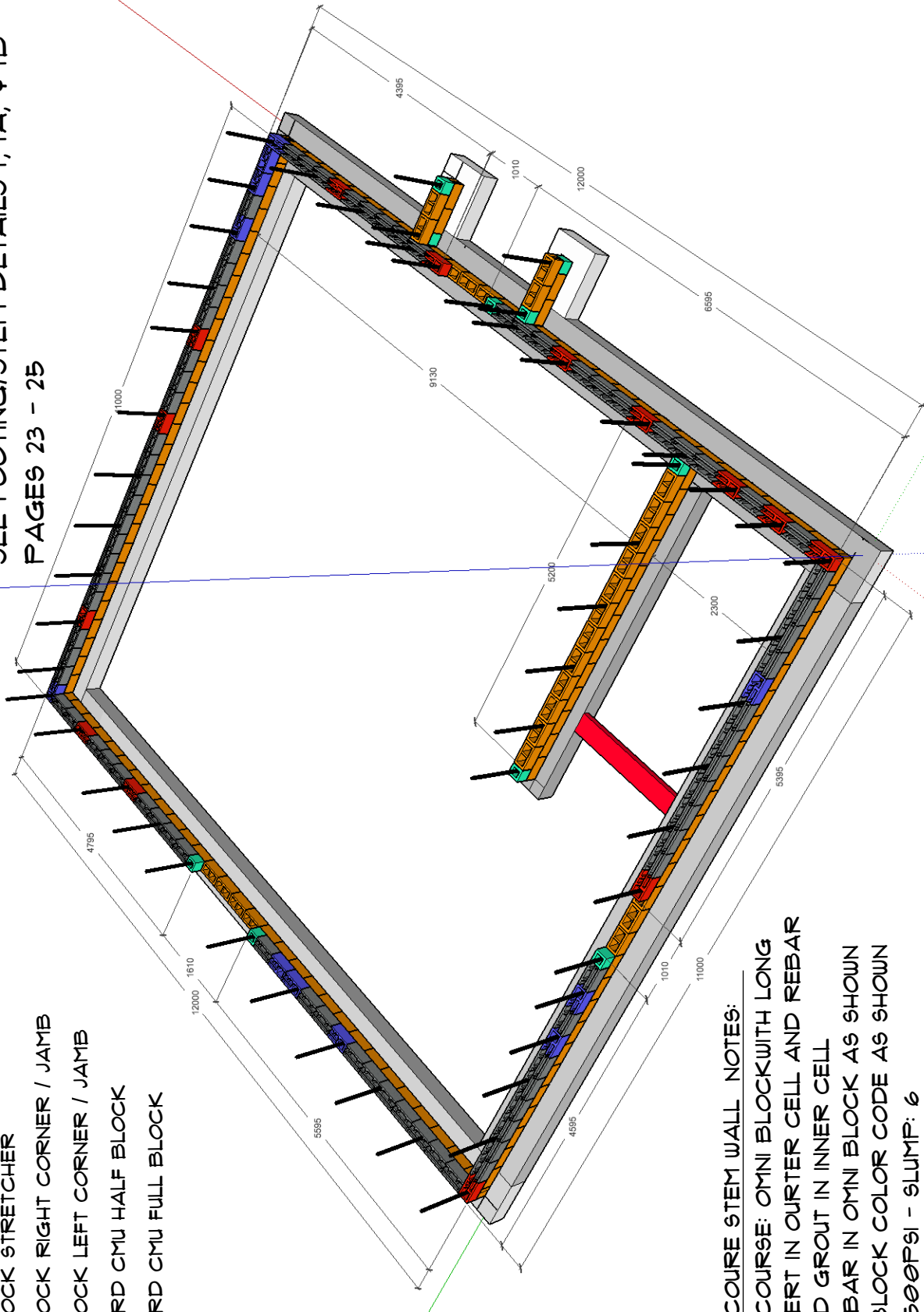
MOH 250
SECOND COURSE STEM - FRONT



COLOR CODE:

- OMNI BLOCK STRETCHER
- OMNI BLOCK RIGHT CORNER / JAMB
- OMNI BLOCK LEFT CORNER / JAMB
- STANDARD CMU HALF BLOCK
- STANDARD CMU FULL BLOCK

SEE FOOTING/STEM DETAILS 1, 1A, & 1B
PAGES 23 - 25



SECOND COURSE STEM WALL NOTES:
SECOND COURSE: OMNI BLOCK WITH LONG
INSERT IN OUTER CELL AND REBAR
AND GROUT IN INNER CELL
ALIGN REBAR IN OMNI BLOCK AS SHOWN
FOLLOW BLOCK COLOR CODE AS SHOWN
GROUT: 2500PSI - SLUMP: 6

DATE: 10/02/2016
REVISION: 01/12/17

PAGE: 11

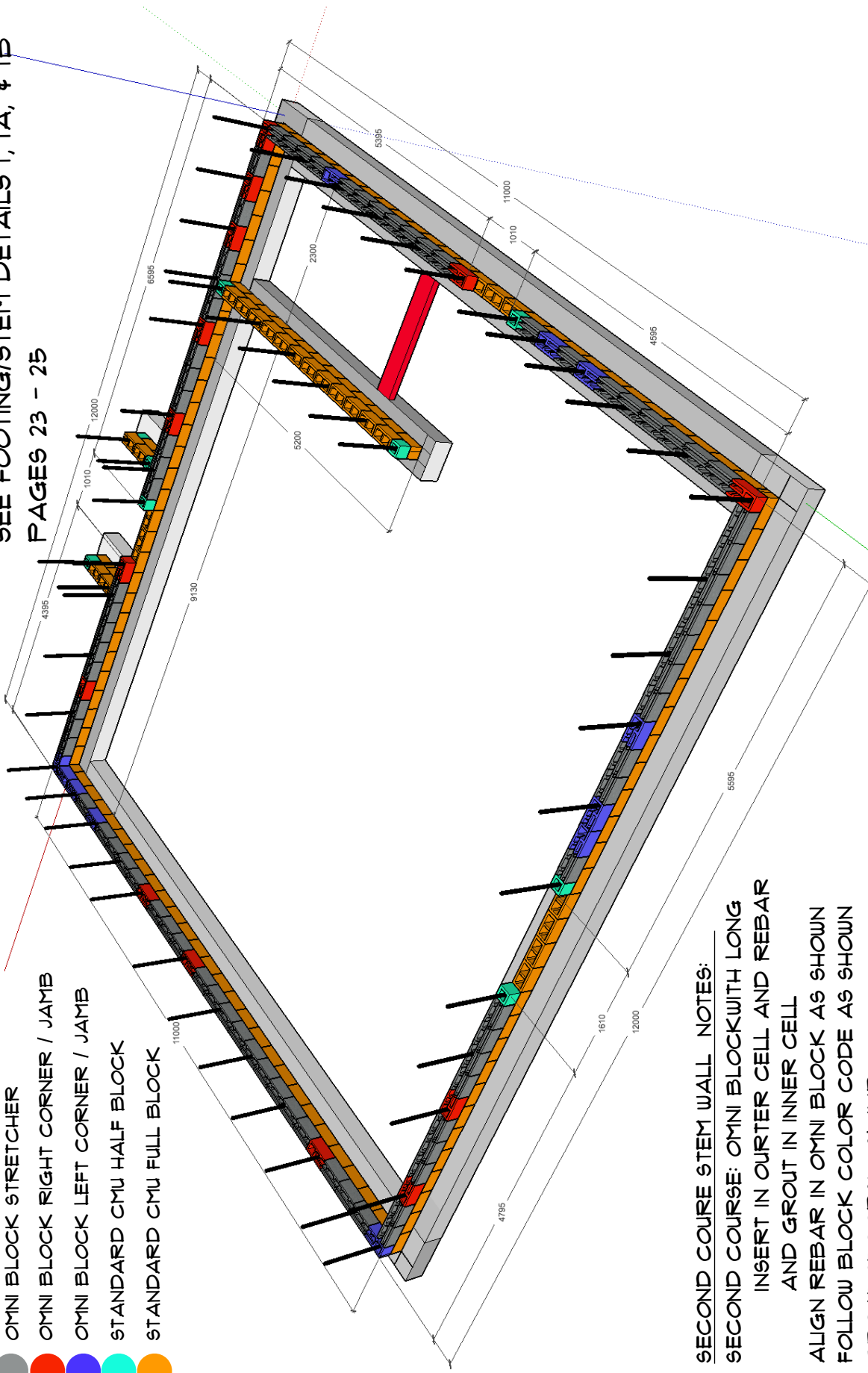
MOH 250
SECOND COURSE STEM - LEFT



COLOR CODE:

- OMNI BLOCK STRETCHER
- OMNI BLOCK RIGHT CORNER / JAMB
- OMNI BLOCK LEFT CORNER / JAMB
- STANDARD CMU HALF BLOCK
- STANDARD CMU FULL BLOCK

SEE FOOTING/STEM DETAILS 1, 1A, & 1B
PAGES 23 - 25



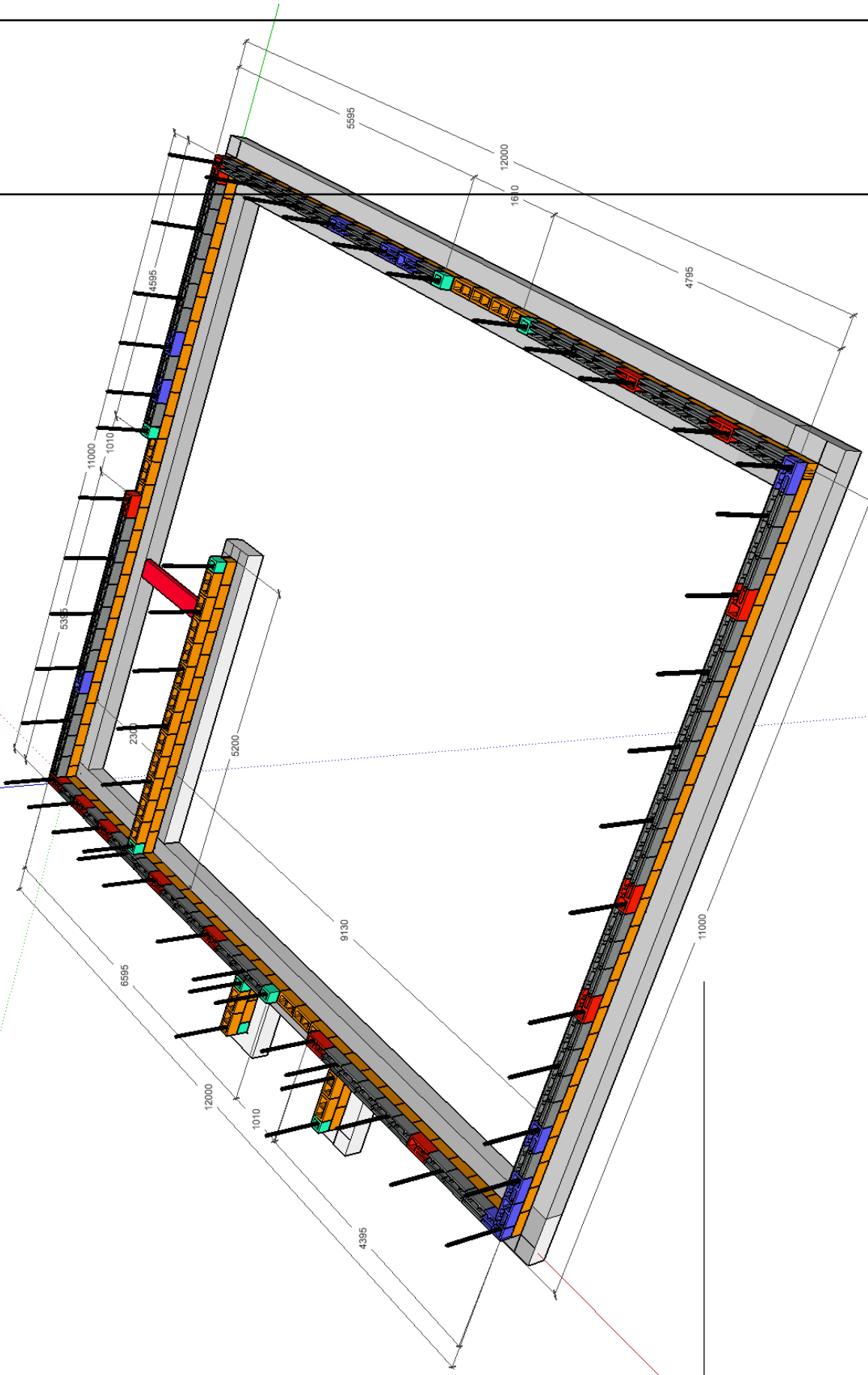
SECOND COURSE STEM WALL NOTES:
SECOND COURSE: OMNI BLOCK WITH LONG
INSERT IN OUTER CELL AND REBAR
AND GROUT IN INNER CELL
ALIGN REBAR IN OMNI BLOCK AS SHOWN
FOLLOW BLOCK COLOR CODE AS SHOWN
GROUT: 2500PSI - SLUMP: 6

DATE: 10/02/2016
REVISION: 01/12/17

PAGE: 12

MOH 250
SECOND COURSE STEM - REAR



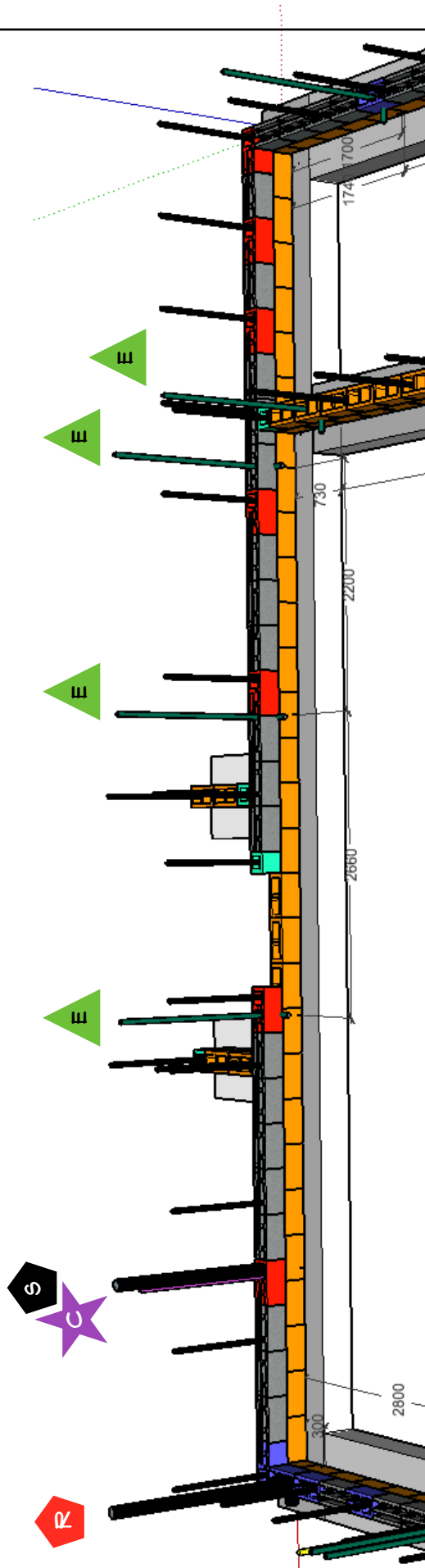


DATE: 10/02/2016










PAGE: 13

MOH 250





EMBED SYMBOLS:

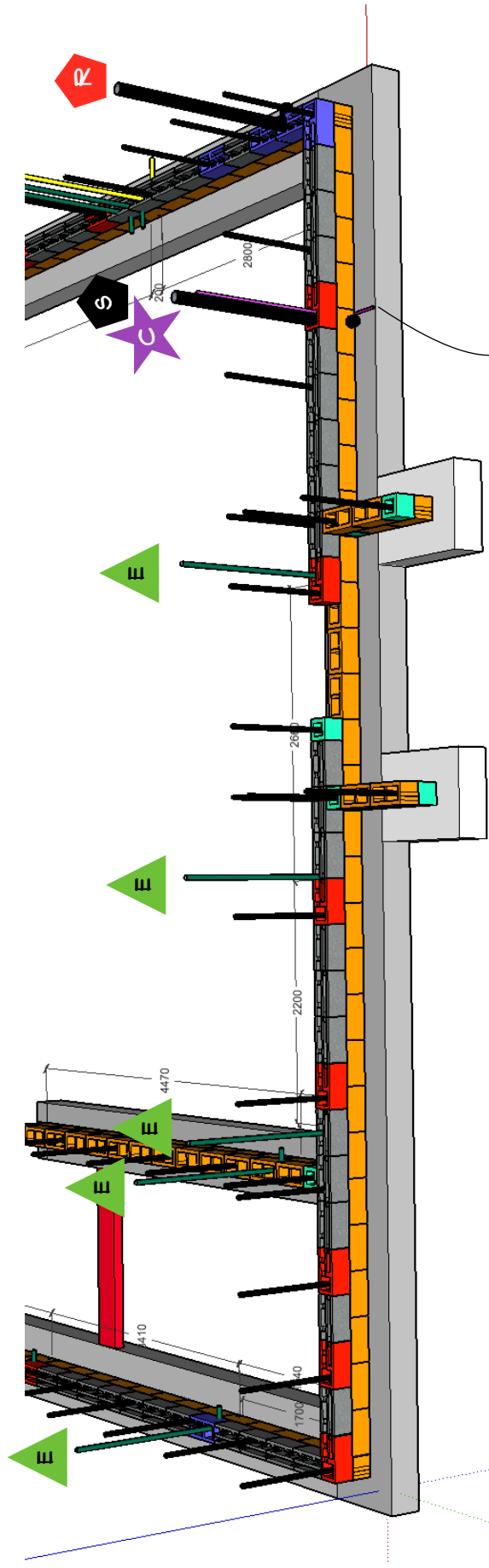
-  COLD WATER PIPE
-  ELECTRICAL - INTERIOR
-  HOT WATER PIPE
-  AC DRAIN PIPE
-  LY LOW VOLTAGE
-  F FREON LINE
-  SEWER PIPE
-  E ELECTRICAL - EXTERIOR
-  R ROOF DRAIN PIPE

DATE: 10/02/2016
 REVISION: 41/14/17










PAGE: 14A

MOH 250
 STEM EMBEDS - FRONT INTERIOR





EMBED SYMBOLS:

-  C COLD WATER PIPE
-  D AC DRAIN PIPE
-  S SEWER PIPE
-  E ELECTRICAL - INTERIOR
-  LY LOW VOLTAGE
-  E ELECTRICAL - EXTERIOR
-  H HOT WATER PIPE
-  F FREON LINE
-  R ROOF DRAIN PIPE

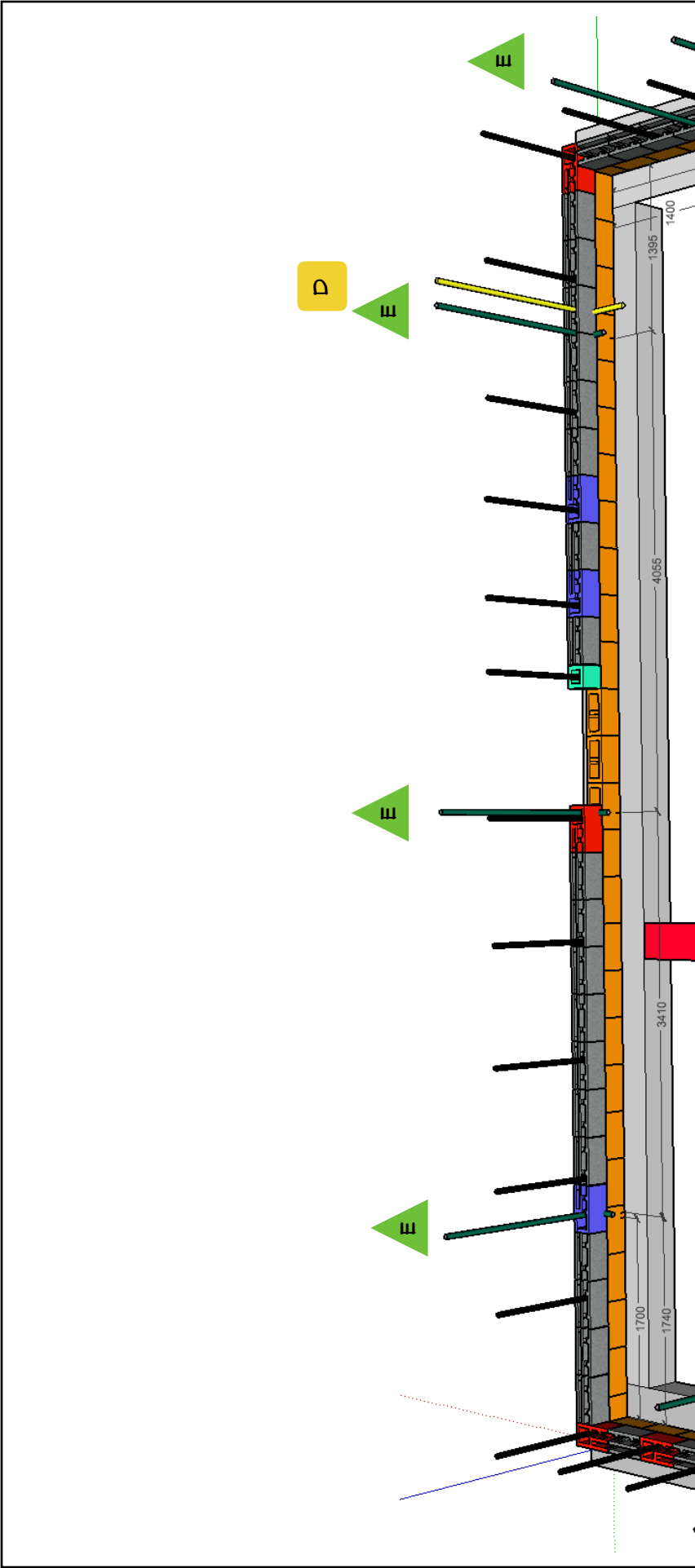
DATE: 10/02/2016
 REVISION: 41/14/17

PAGE: 14B

MOH 250

STEM EMBEDS - FRONT EXTERIOR

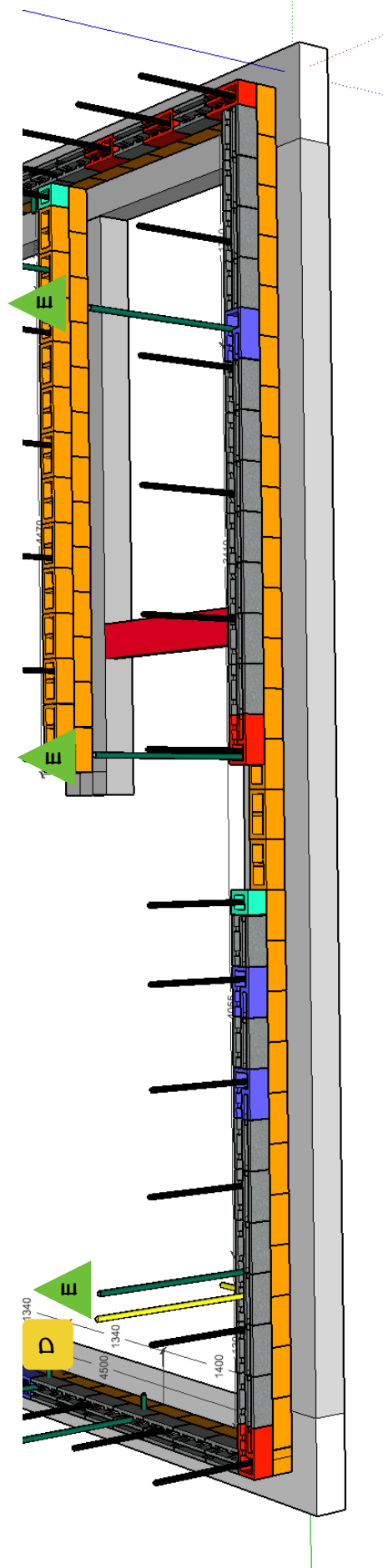




EMBED SYMBOLS:

- ★ C COLD WATER PIPE
- ▲ E ELECTRICAL - INTERIOR
- ◆ H HOT WATER PIPE
- D AC DRAIN PIPE
- LY LOW VOLTAGE
- F FREON LINE
- S SEWER PIPE
- ▲ E ELECTRICAL - EXTERIOR
- R ROOF DRAIN PIPE

DATE: 10/02/2016 REVISION: 04/14/17	MOH 250 STEM EMBEDS - LEFT INTERIOR	 AN INSULATED CONCRETE BLOCK
--	--	---------------------------------



EMBED SYMBOLS:

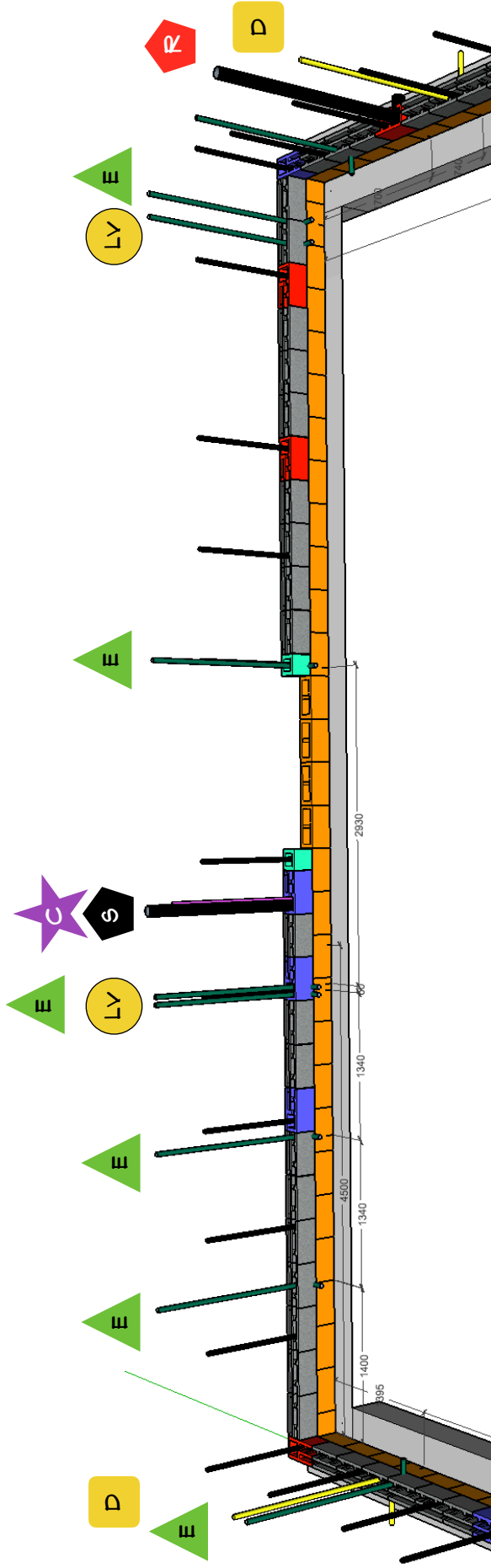
- ★ COLD WATER PIPE
- ▲ ELECTRICAL - INTERIOR
- ◆ HOT WATER PIPE
- D AC DRAIN PIPE
- LY LOW VOLTAGE
- F FREON LINE
- S SEWER PIPE
- ▲ ELECTRICAL - EXTERIOR
- R ROOF DRAIN PIPE

DATE: 04/14/17
REVISION:

PAGE: 15B

MOH 250
STEM EMBEDS - LEFT EXTERIOR





EMBED SYMBOLS:

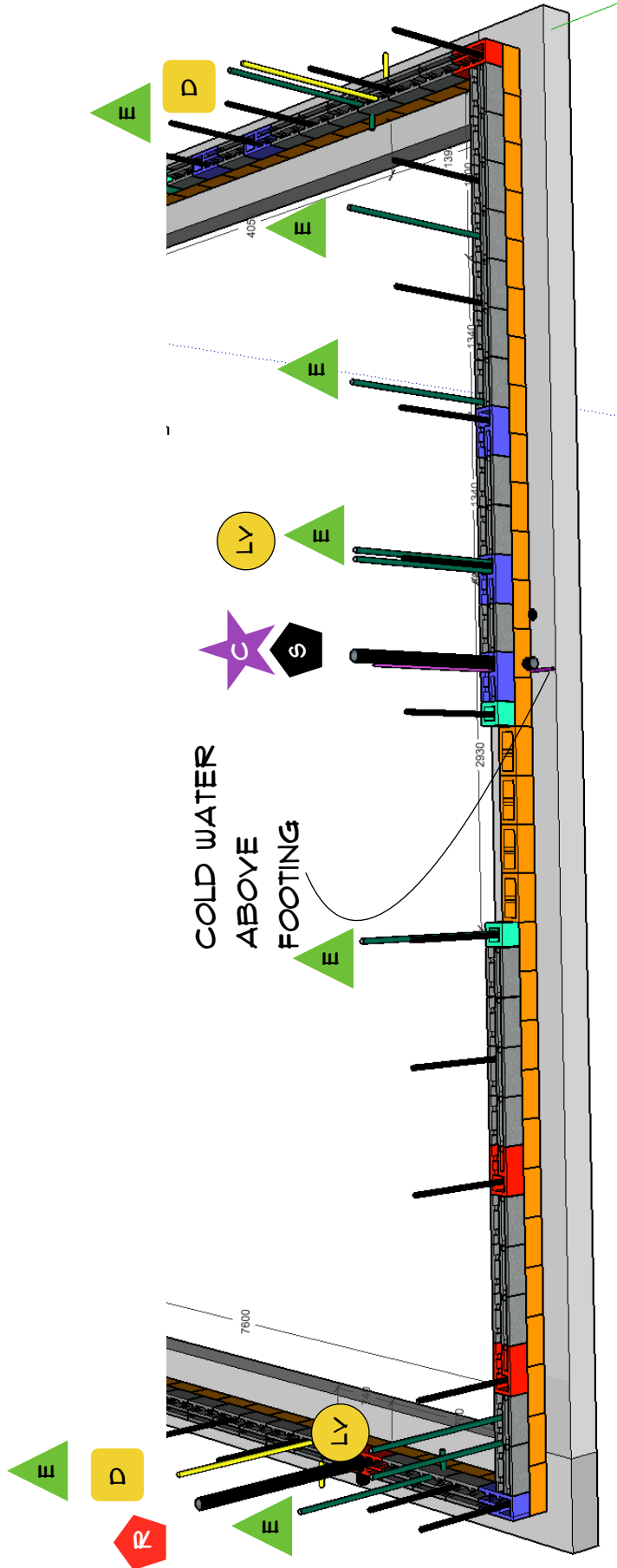
- COLD WATER PIPE
- AC DRAIN PIPE
- SEWER PIPE
- ELECTRICAL - INTERIOR
- LOW VOLTAGE
- ELECTRICAL - EXTERIOR
- HOT WATER PIPE
- FREON LINE
- ROOF DRAIN PIPE

DATE: 10/02/2016
 REVISION: 04/14/17

PAGE: 16A

MOH 250
 STEM EMBEDS - REAR INTERIOR





EMBED SYMBOLS:

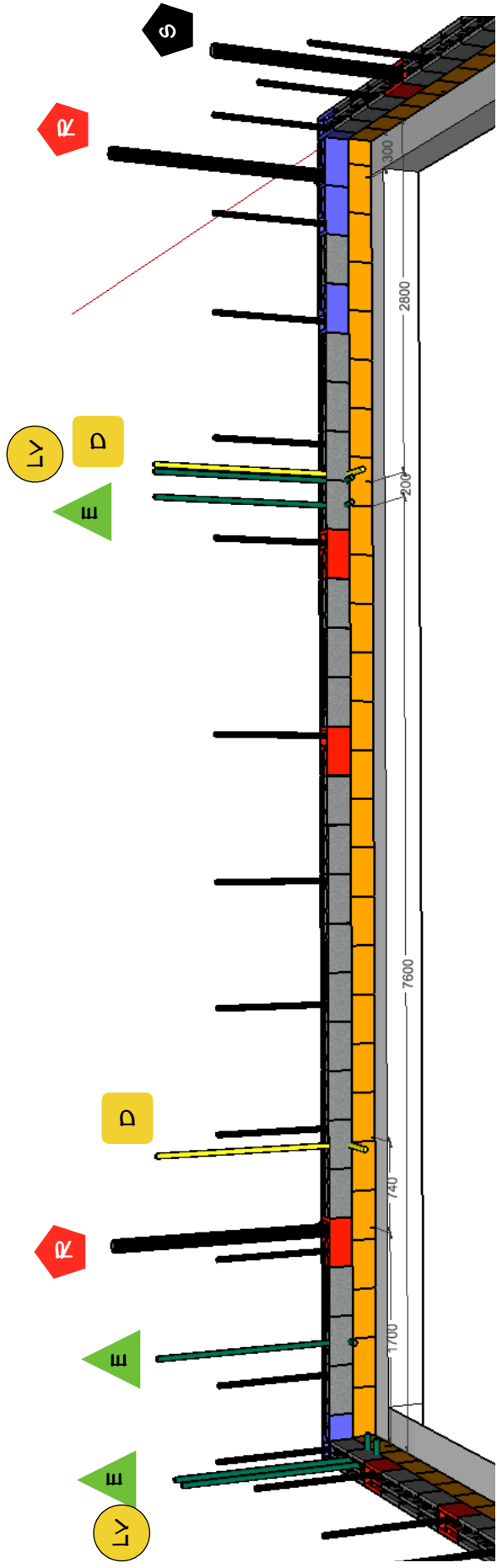
- ★ COLD WATER PIPE
- ▲ ELECTRICAL - INTERIOR
- ◆ HOT WATER PIPE
- AC DRAIN PIPE
- LY LOW VOLTAGE
- FREON LINE
- SEWER PIPE
- ▲ ELECTRICAL - EXTERIOR
- ROOF DRAIN PIPE

DATE: 04/14/2017
REVISION:

PAGE: 16B

MOH 250
STEM EMBEDS - REAR EXTERIOR





EMBED SYMBOLS:

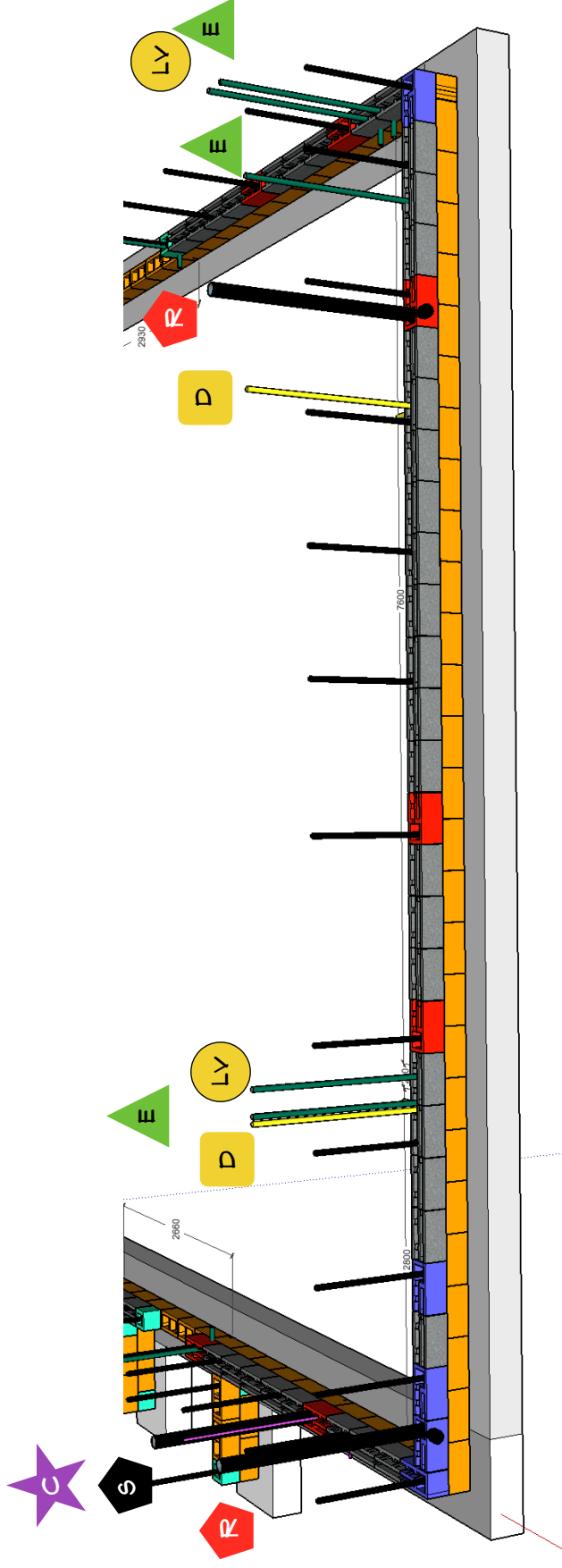
- ★ COLD WATER PIPE
- ▲ ELECTRICAL - INTERIOR
- ◆ HOT WATER PIPE
- AC DRAIN PIPE
- LOW VOLTAGE
- FREON LINE
- ⬠ SEWER PIPE
- ▲ ELECTRICAL - EXTERIOR
- ⬠ ROOF DRAIN PIPE

DATE: 10/02/2016
 REVISION: 04/14/17

PAGE: 17A

MOH 250
 STEM EMBEDS - RIGHT INTERIOR





EMBED SYMBOLS:

- C COLD WATER PIPE
- D AC DRAIN PIPE
- S SEWER PIPE
- E ELECTRICAL - INTERIOR
- LY LOW VOLTAGE
- E ELECTRICAL - EXTERIOR
- H HOT WATER PIPE
- F FREON LINE
- R ROOF DRAIN PIPE

DATE: 04/14/2017
REVISION:

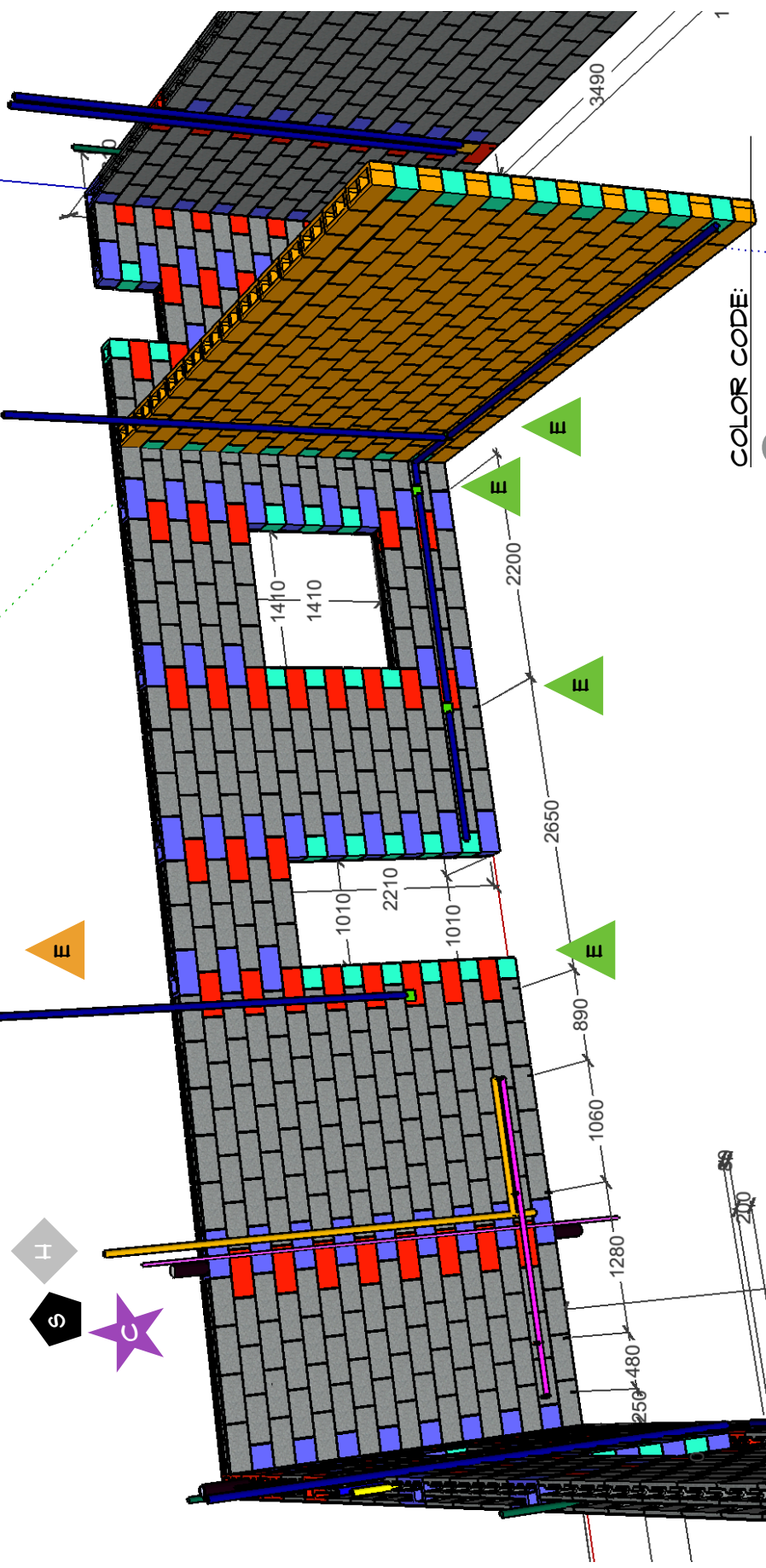
PAGE: 1TB

MOH 250

STEM EMBEDS - RIGHT EXTERIOR



SEE PAGES 14A - 17B FOR EMBED SYMBOLS



COLOR CODE:

- OMNI BLOCK STRETCHER
- OMNI BLOCK RIGHT CORNER / JAMB
- OMNI BLOCK LEFT CORNER / JAMB
- STANDARD CMU HALF BLOCK
- STANDARD CMU FULL BLOCK

GROUND FLOOR NOTES:

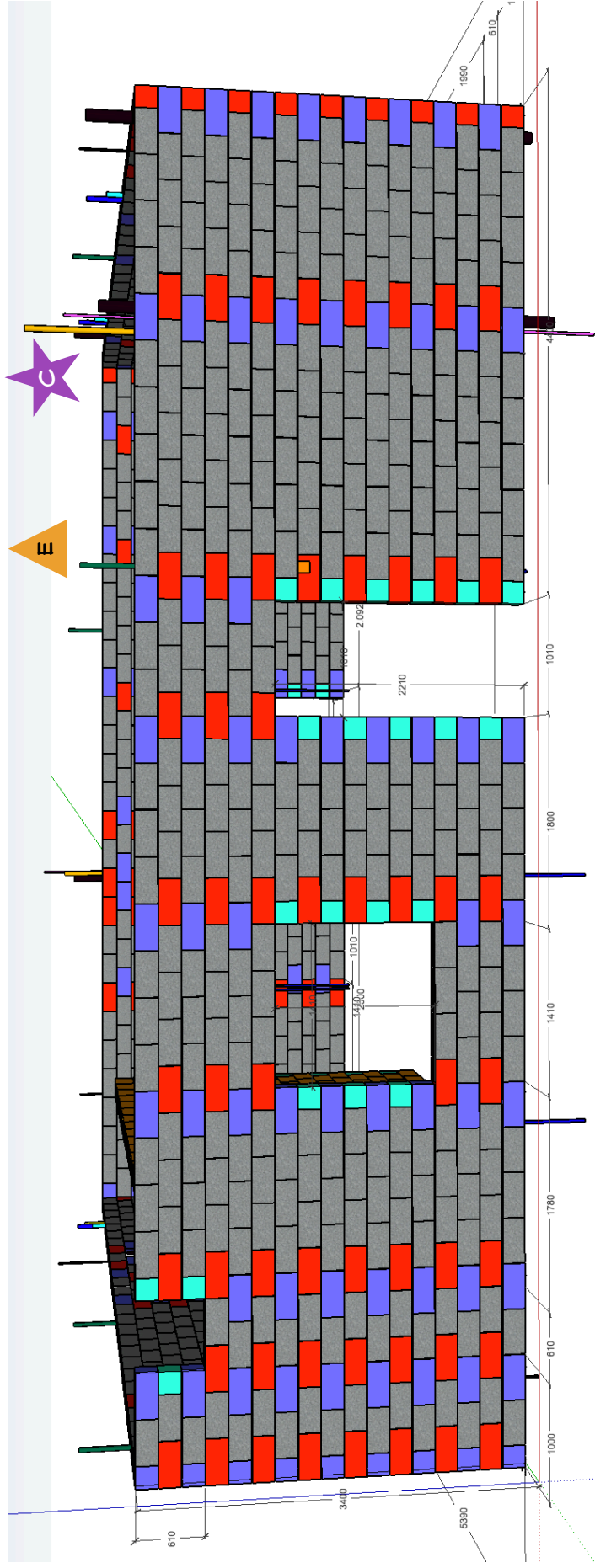
- FIRST LIFT 17 COURSES
- TALL WALL GROUT - CLEAN-OUT AT BOTTOM REQUIRED
- TOP-OF-GROUND FLOOR WALLBOND BEAM: SEE PAGES 55, 58, & 59
- ALL OPENINGS OVERSIZED 1CM (MORTAR JOINT)



MOH 250
GROUND FLOOR WITH EMBEDS
FRONT - INTERIOR

DATE: 10/02/2016 PAGE: 18
REVISION: 08/22/17

SEE PAGES 14A - 17B FOR EMBED SYMBOLS



COLOR CODE:

- OMNI BLOCK STRETCHER
- OMNI BLOCK RIGHT CORNER / JAMB
- OMNI BLOCK LEFT CORNER / JAMB
- STANDARD CMU HALF BLOCK
- STANDARD CMU FULL BLOCK

GROUND FLOOR NOTES:

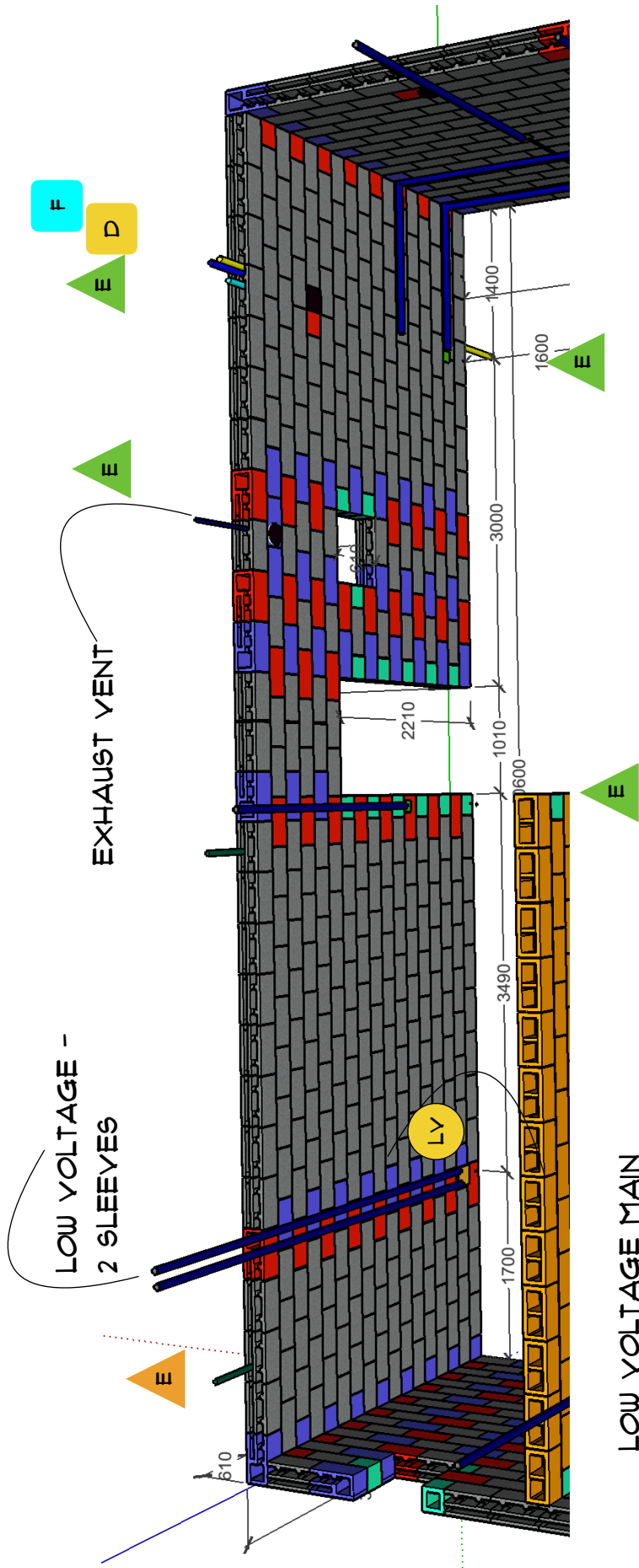
- FIRST LIFT 17 COURSES
- TALL WALL GROUT - CLEAN-OUT AT BOTTOM REQUIRED
- TOP-OF-GROUND FLOOR WALLBOND BEAM: SEE PAGES 55, 58, & 59
- ALL OPENINGS OVERSIZED 1CM (MORTAR JOINT)



MOH 250
GROUND FLOOR WITH EMBEDS
FRONT - EXTERIOR

DATE: 10/02/2016 PAGE: 19
REVISION: 4/12/17

SEE PAGES 14A - 11B FOR EMBED SYMBOLS



LOW VOLTAGE MAIN
20X20 BOX

COLOR CODE:

- OMNI BLOCK STRETCHER
- OMNI BLOCK RIGHT CORNER / JAMB
- OMNI BLOCK LEFT CORNER / JAMB
- STANDARD CMU HALF BLOCK
- STANDARD CMU FULL BLOCK

GROUND FLOOR NOTES:

- FIRST LIFT 17 COURSES
- TALL WALL GROUT - CLEAN-OUT AT BOTTOM REQUIRED
- TOP-OF-GROUND FLOOR WALLBOND BEAM: SEE PAGES 55, 58, & 59
- ALL OPENINGS OVERSIZED 1CM (MORTAR JOINT)

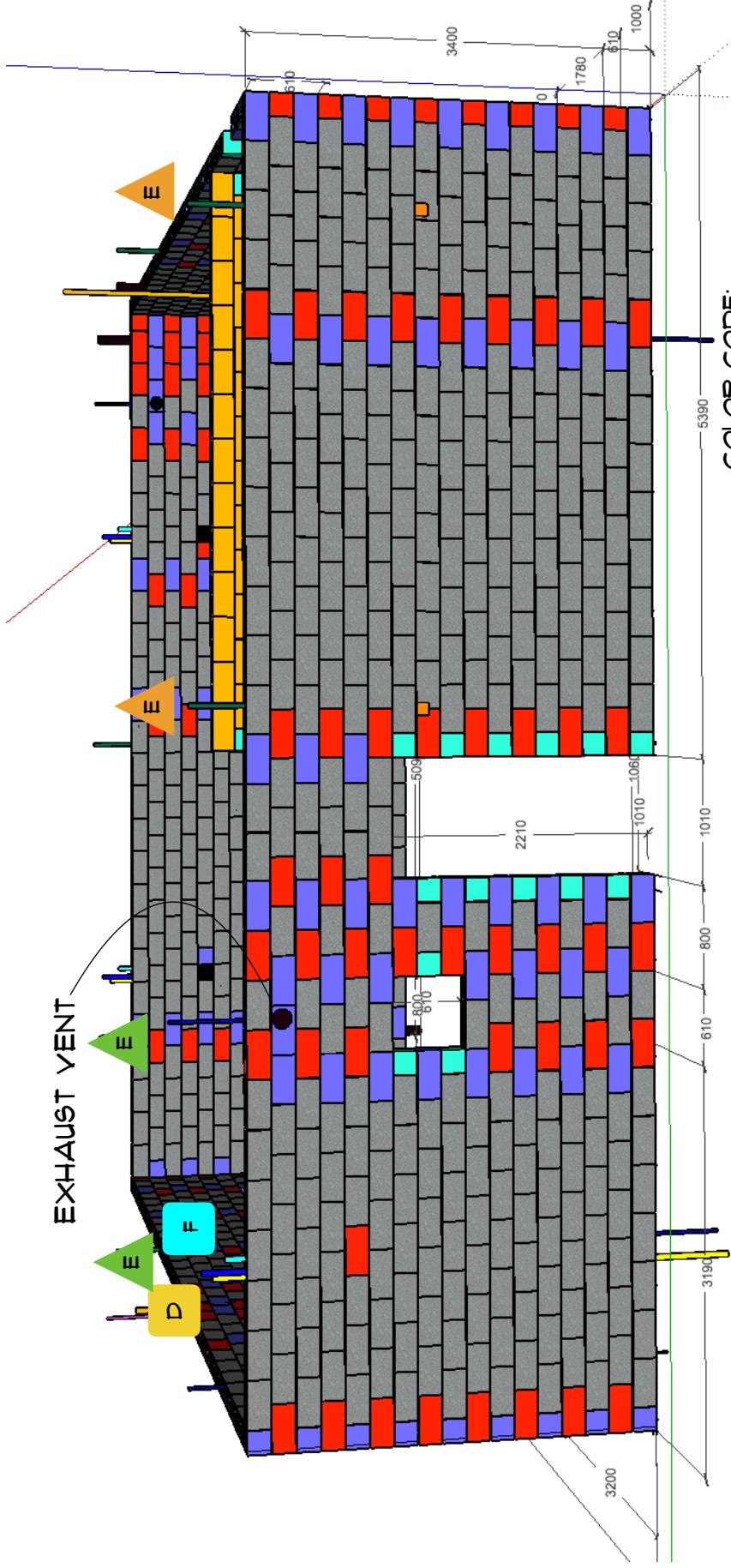


MOH 250
GROUND FLOOR WITH EMBEDS
LEFT - INTERIOR

DATE: 10/02/2016
REVISION: 08/22/17

PAGE: 20

SEE PAGES 14A - 17B FOR EMBED SYMBOLS



COLOR CODE:

- OMNI BLOCK STRETCHER
- OMNI BLOCK RIGHT CORNER / JAMB
- OMNI BLOCK LEFT CORNER / JAMB
- STANDARD CMU HALF BLOCK
- STANDARD CMU FULL BLOCK

GROUND FLOOR NOTES:

- FIRST LIFT 17 COURSES
- TALL WALL GROUT - CLEAN-OUT AT BOTTOM REQUIRED
- TOP-OF-GROUND FLOOR WALLBOND BEAM: SEE PAGES 55, 58, & 59
- ALL OPENINGS OVERSIZED 1CM (MORTAR JOINT)



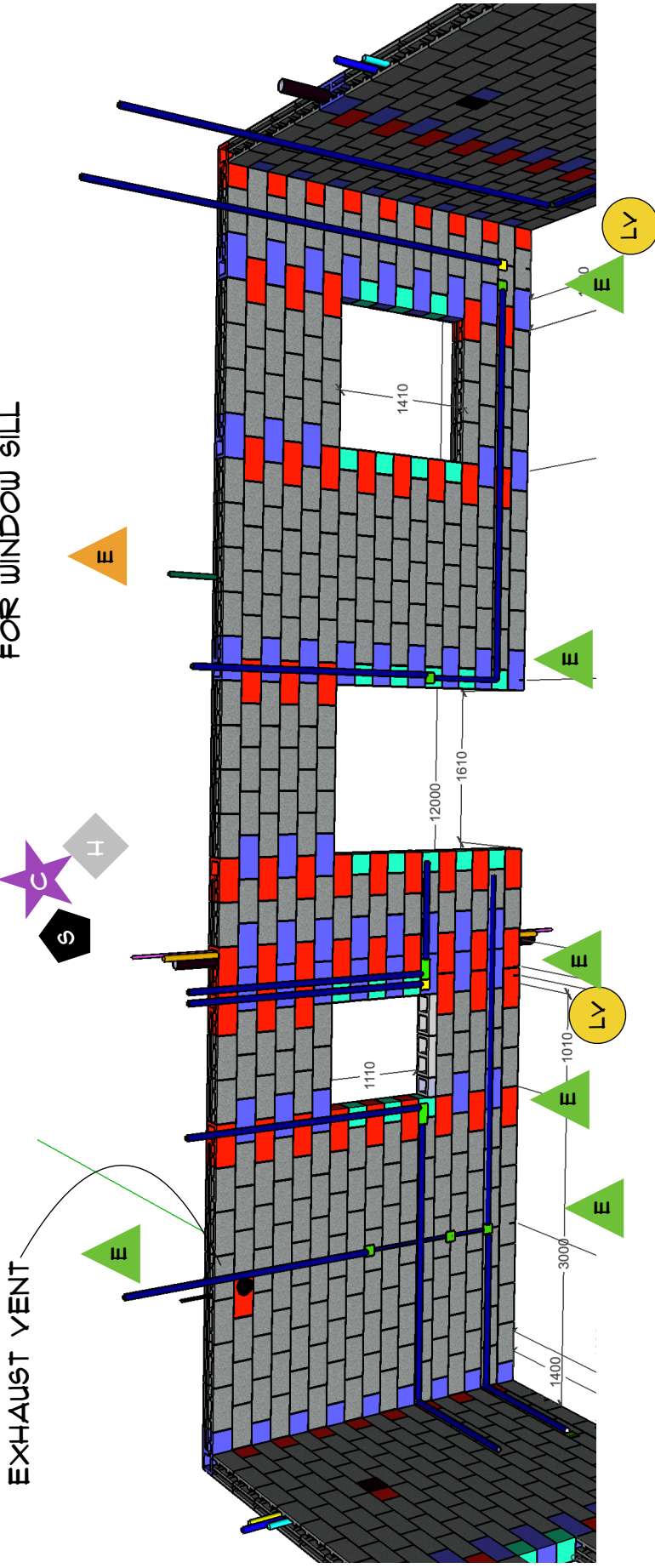
MOH 250
GROUND FLOOR WITH EMBEDS
LEFT - EXTERIOR

DATE: 10/02/2016
REVISION: 04/12/17

PAGE: 21

SEE PAGES 14A - 17B FOR EMBED SYMBOLS

CUT STANDARD CMU HORIZONTALLY IN HALF FOR WINDOW SILL



COLOR CODE:

- OMNI BLOCK STRETCHER
- OMNI BLOCK RIGHT CORNER / JAMB
- OMNI BLOCK LEFT CORNER / JAMB
- STANDARD CMU HALF BLOCK
- STANDARD CMU FULL BLOCK

GROUND FLOOR NOTES:

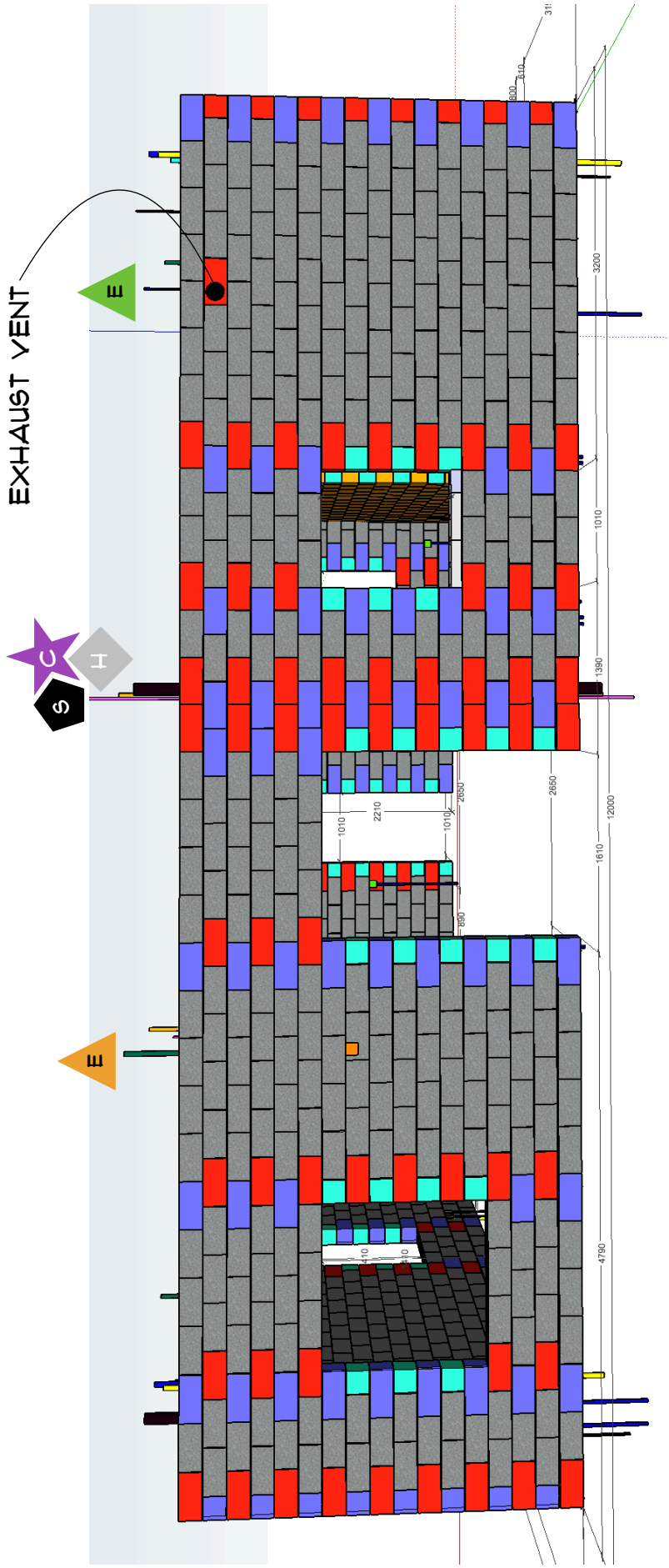
- FIRST LIFT 17 COURSES
- TALL WALL GROUT - CLEAN-OUT AT BOTTOM REQUIRED
- TOP-OF-GROUND FLOOR WALLBOND BEAM: SEE PAGES 55, 58, & 59
- ALL OPENINGS OVERSIZED 1CM (MORTAR JOINT)

DATE: 10/02/2016
 REVISION: 08/22/17

MOH 250
 GROUND FLOOR WITH EMBEDS
 REAR - INTERIOR



SEE PAGES 14A - 17B FOR EMBED SYMBOLS



COLOR CODE:

- OMNI BLOCK STRETCHER
- OMNI BLOCK RIGHT CORNER / JAMB
- OMNI BLOCK LEFT CORNER / JAMB
- STANDARD CMU HALF BLOCK
- STANDARD CMU FULL BLOCK

GROUND FLOOR NOTES:

- FIRST LIFT 17 COURSES
- TALL WALL GROUT - CLEAN-OUT AT BOTTOM REQUIRED
- TOP-OF-GROUND FLOOR WALLBOND BEAM: SEE PAGES 55, 58, & 59
- ALL OPENINGS OVERSIZED 1CM (MORTAR JOINT)

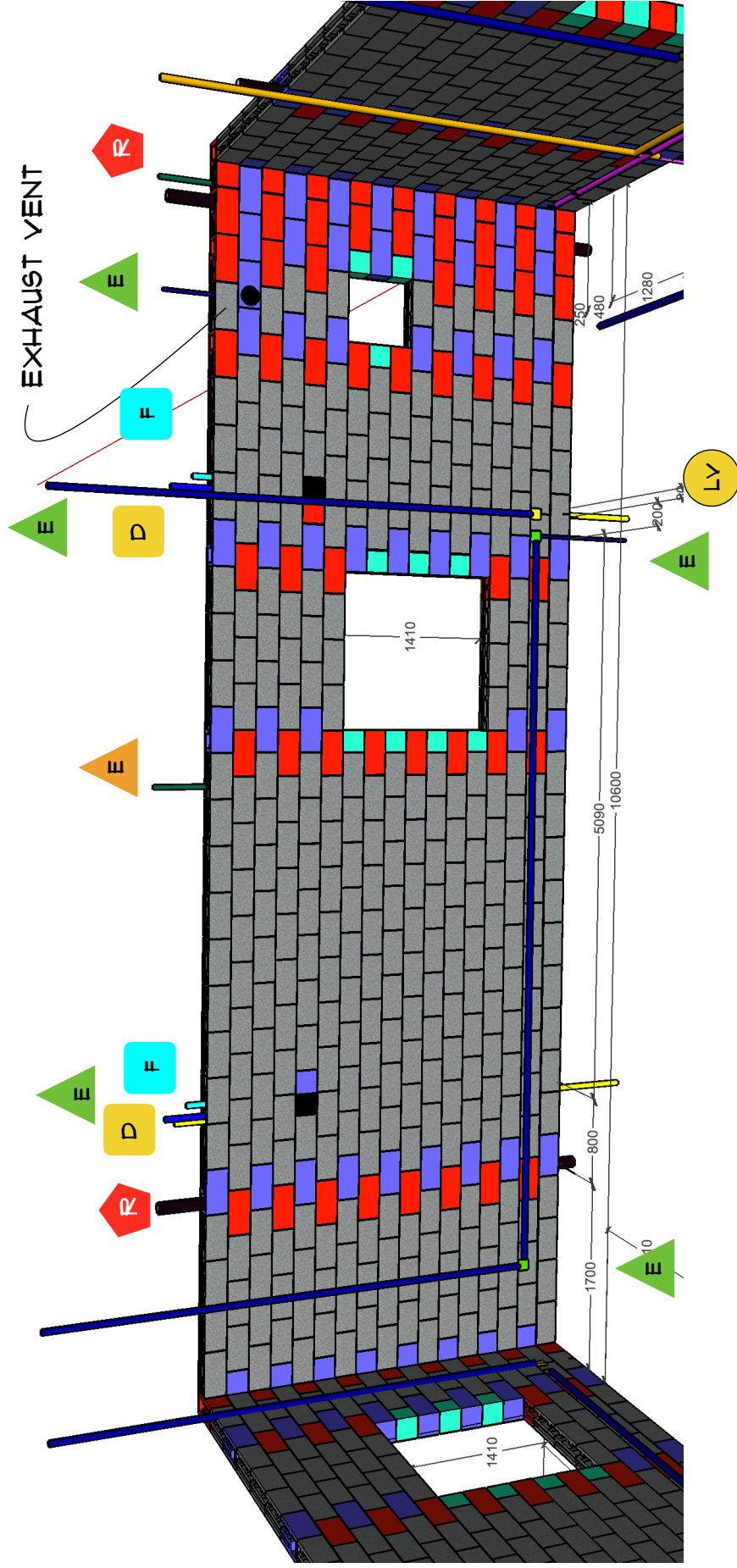


MOH 250
GROUND FLOOR WITH EMBEDS
REAR - EXTERIOR

DATE: 10/02/2016
REVISION: 04/12/17

PAGE: 23

SEE PAGES 14A - 17B FOR EMBED SYMBOLS



COLOR CODE:

- OMNI BLOCK STRETCHER
- OMNI BLOCK RIGHT CORNER / JAMB
- OMNI BLOCK LEFT CORNER / JAMB
- STANDARD CMU HALF BLOCK
- STANDARD CMU FULL BLOCK

GROUND FLOOR NOTES:

- FIRST LIFT 17 COURSES
- TALL WALL GROUT - CLEAN-OUT AT BOTTOM REQUIRED
- TOP-OF-GROUND FLOOR WALLBOND BEAM: SEE PAGES 55, 58, & 59
- ALL OPENINGS OVERSIZED 1CM (MORTAR JOINT)

DATE: 10/02/2016

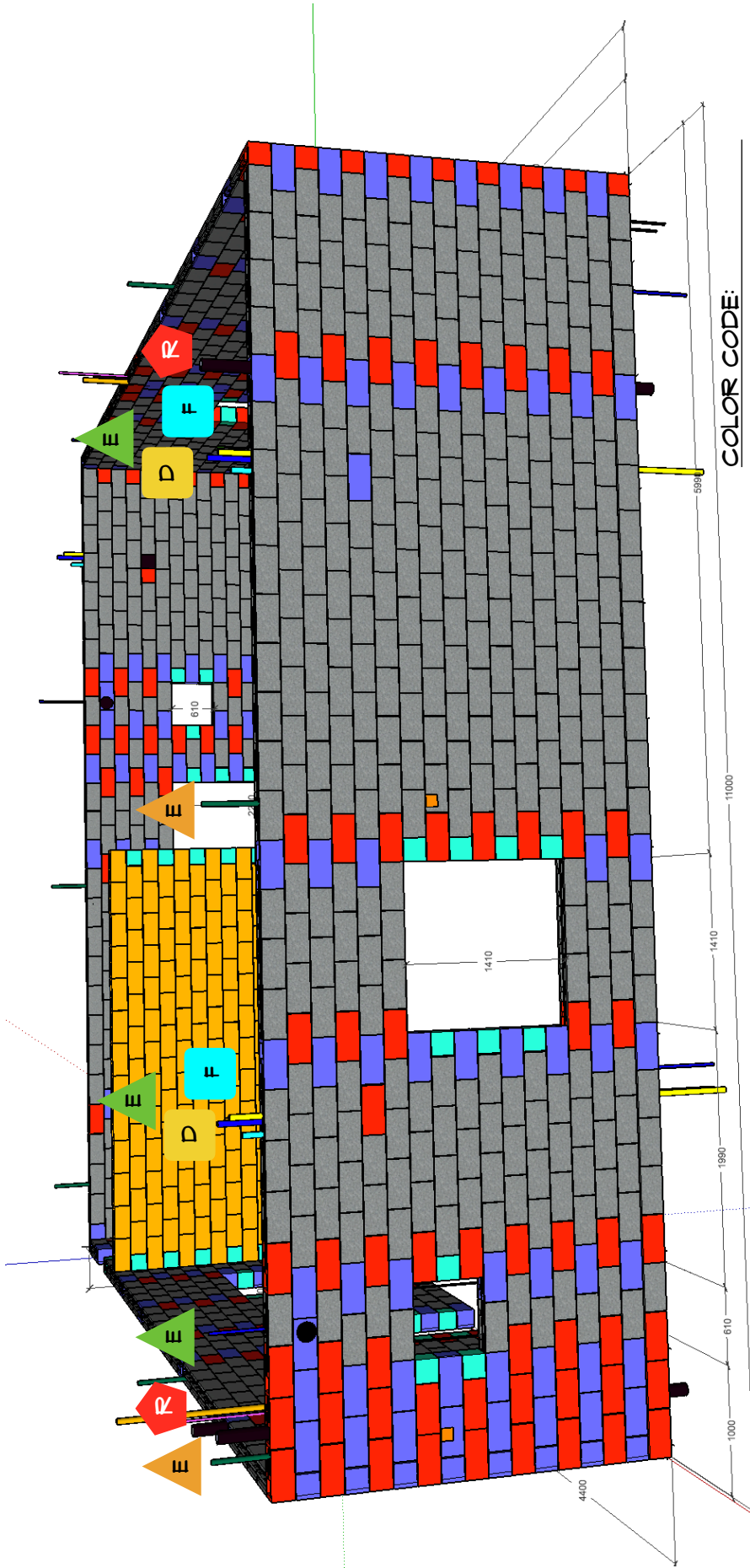
MOH 250
GROUND FLOOR WITH EMBEDS

REVISION: 08/22/17

RIGHT - INTERIOR



SEE PAGES 14A - 17B FOR EMBED SYMBOLS



GROUND FLOOR NOTES:

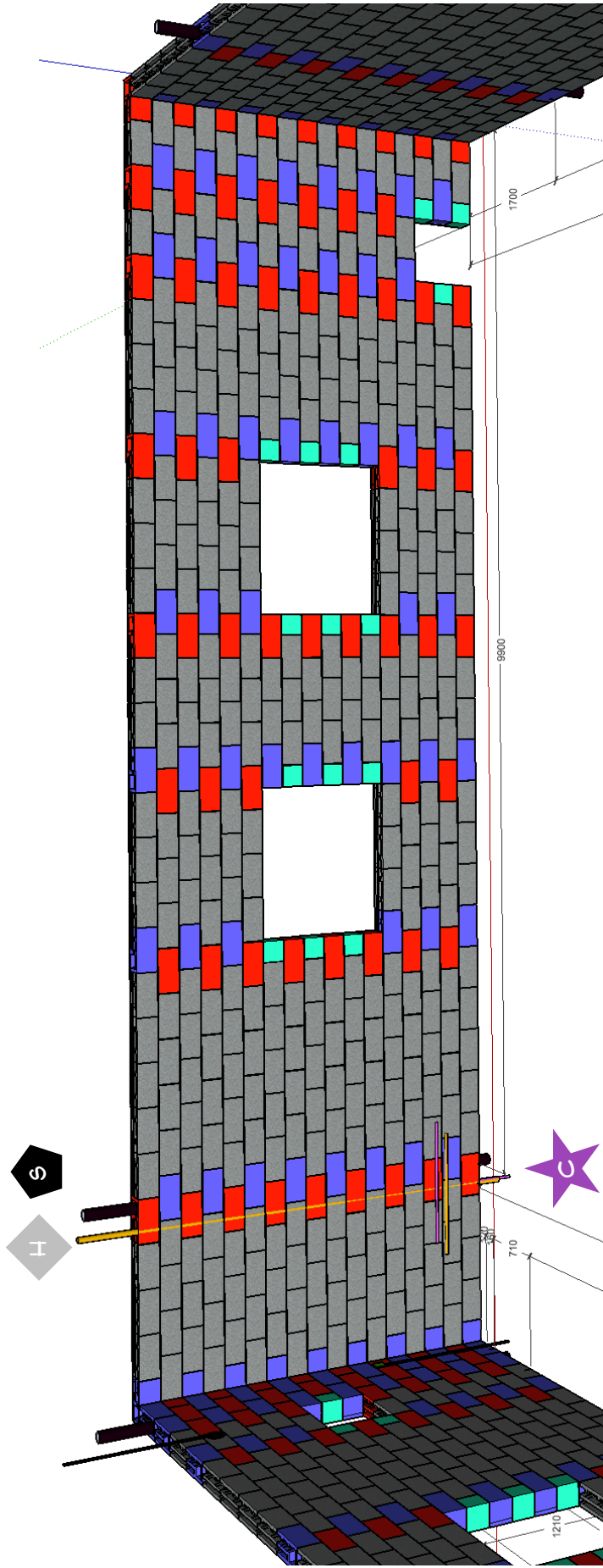
- FIRST LIFT 17 COURSES
- TALL WALL GROUT - CLEAN-OUT AT BOTTOM REQUIRED
- TOP-OF-GROUND FLOOR WALLBOND BEAM: SEE PAGES 55, 58, & 59
- ALL OPENINGS OVERSIZED 1CM (MORTAR JOINT)



MOH 250
 GROUND FLOOR WITH EMBEDS
 RIGHT - EXTERIOR

DATE: 10/02/2016
 REVISION: 04/12/17
 PAGE: 25

SEE PAGES 14A - 17B FOR EMBED SYMBOLS



COLOR CODE:

- OMNI BLOCK STRETCHER
- OMNI BLOCK RIGHT CORNER / JAMB
- OMNI BLOCK LEFT CORNER / JAMB
- STANDARD CMU HALF BLOCK
- STANDARD CMU FULL BLOCK

FIRST FLOOR NOTES:

- FIRST LIFT 17 COURSES
- TALL WALL GROUT - CLEAN-OUT AT BOTTOM REQUIRED
- TOP-OF-FIRST FLOOR WALLBOND BEAM: SEE PAGES 55, 58, & 59
- ALL OPENINGS OVERSIZED 1CM (MORTAR JOINT)

DATE: 02/20/17

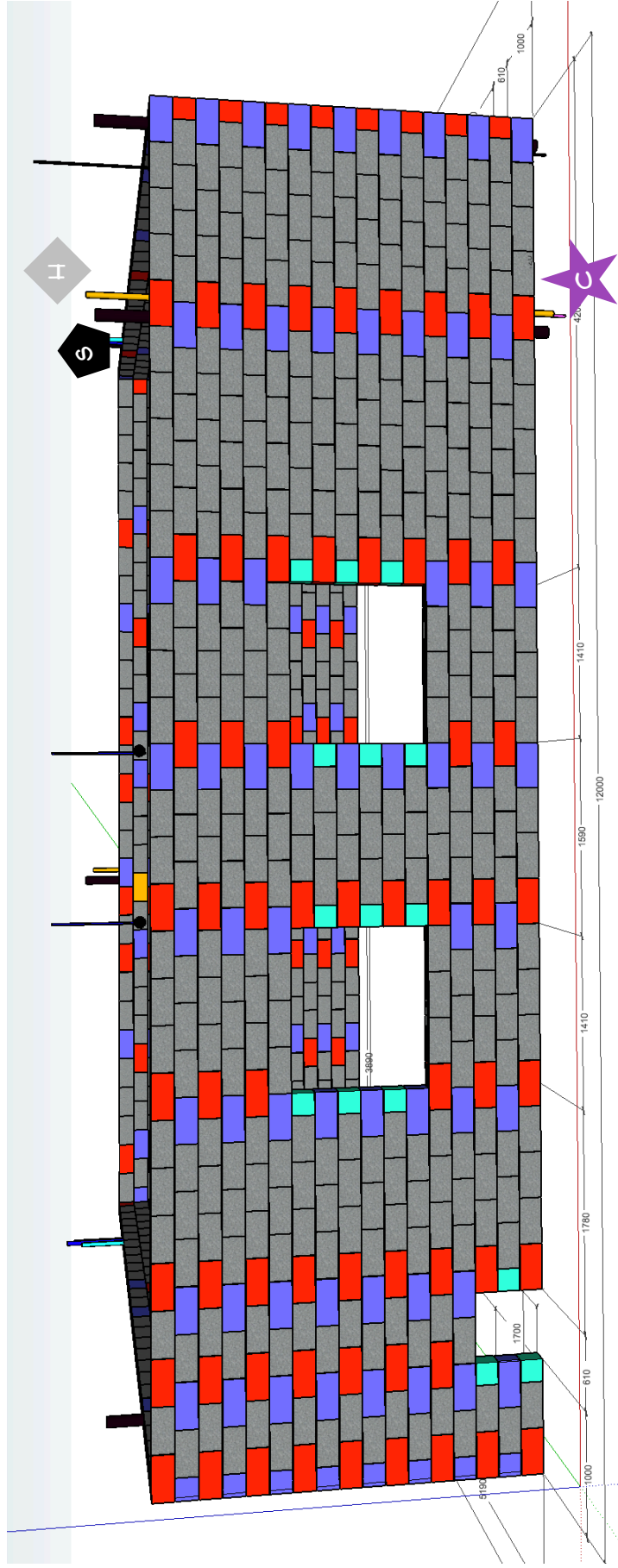
REVISION: 04/12/17

MOH 250

FIRST FLOOR WITH EMBEDS
FRONT - INTERIOR



SEE PAGES 14A - 17B FOR EMBED SYMBOLS



COLOR CODE:

- OMNI BLOCK STRETCHER
- OMNI BLOCK RIGHT CORNER / JAMB
- OMNI BLOCK LEFT CORNER / JAMB
- STANDARD CMU HALF BLOCK
- STANDARD CMU FULL BLOCK

FIRST FLOOR NOTES:

- FIRST LIFT 17 COURSES
- TALL WALL GROUT - CLEAN-OUT AT BOTTOM REQUIRED
- TOP-OF-FIRST FLOOR WALLBOND BEAM: SEE PAGES 55, 58, & 59
- ALL OPENINGS OVERSIZED ICM (MORTAR JOINT)

DATE: 02/20/17

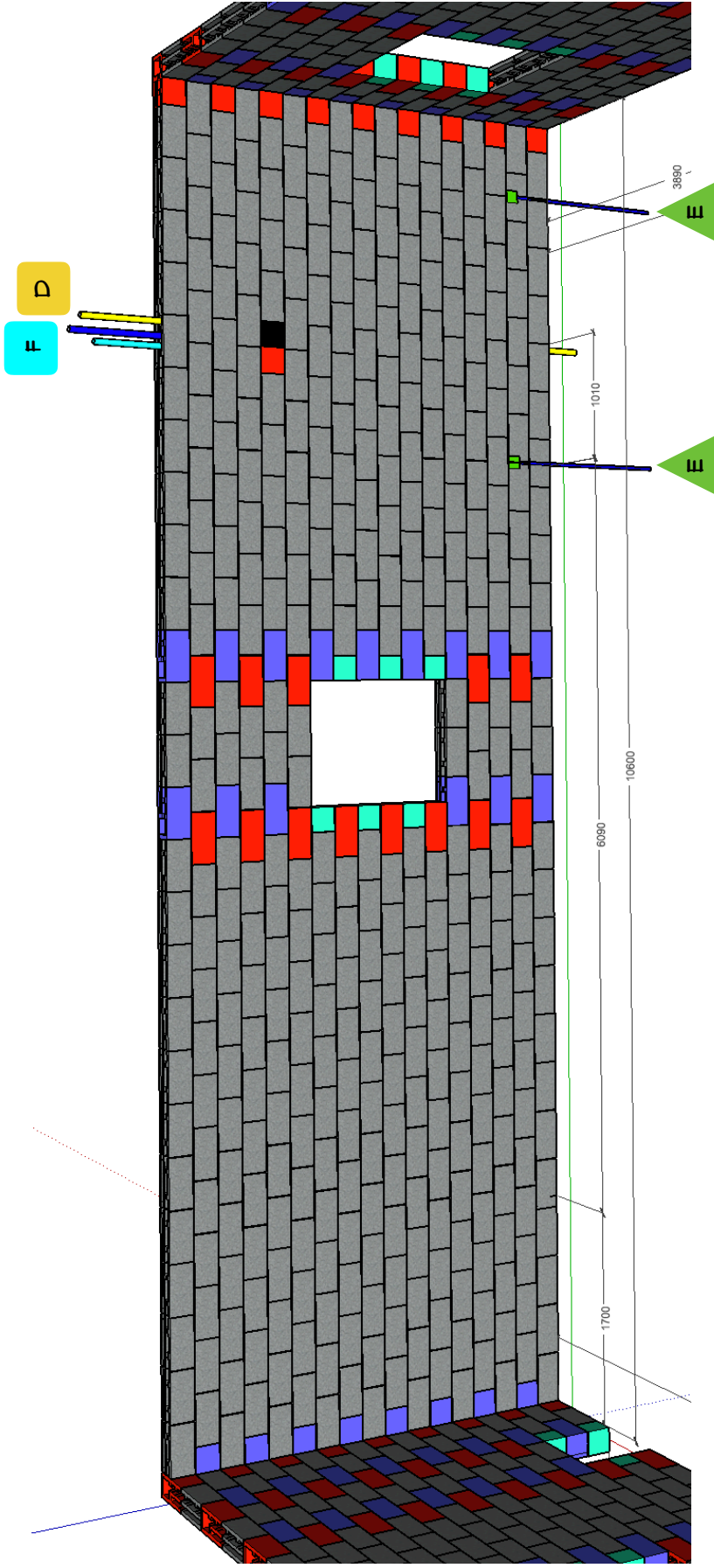
REVISION: 04/12/17

MOH 250

FIRST FLOOR WITH EMBEDS
FRONT - EXTERIOR



SEE PAGES 14A - 11B FOR EMBED SYMBOLS



COLOR CODE:

- OMNI BLOCK STRETCHER
- OMNI BLOCK RIGHT CORNER / JAMB
- OMNI BLOCK LEFT CORNER / JAMB
- STANDARD CMU HALF BLOCK
- STANDARD CMU FULL BLOCK

FIRST FLOOR NOTES:
 FIRST LIFT 17 COURSES
 TALL WALL GROUT - CLEAN-OUT AT BOTTOM REQUIRED
 TOP-OF-FIRST FLOOR WALLBOND BEAM: SEE PAGES 55, 58, & 59
 ALL OPENINGS OVERSIZED ICM (MORTAR JOINT)

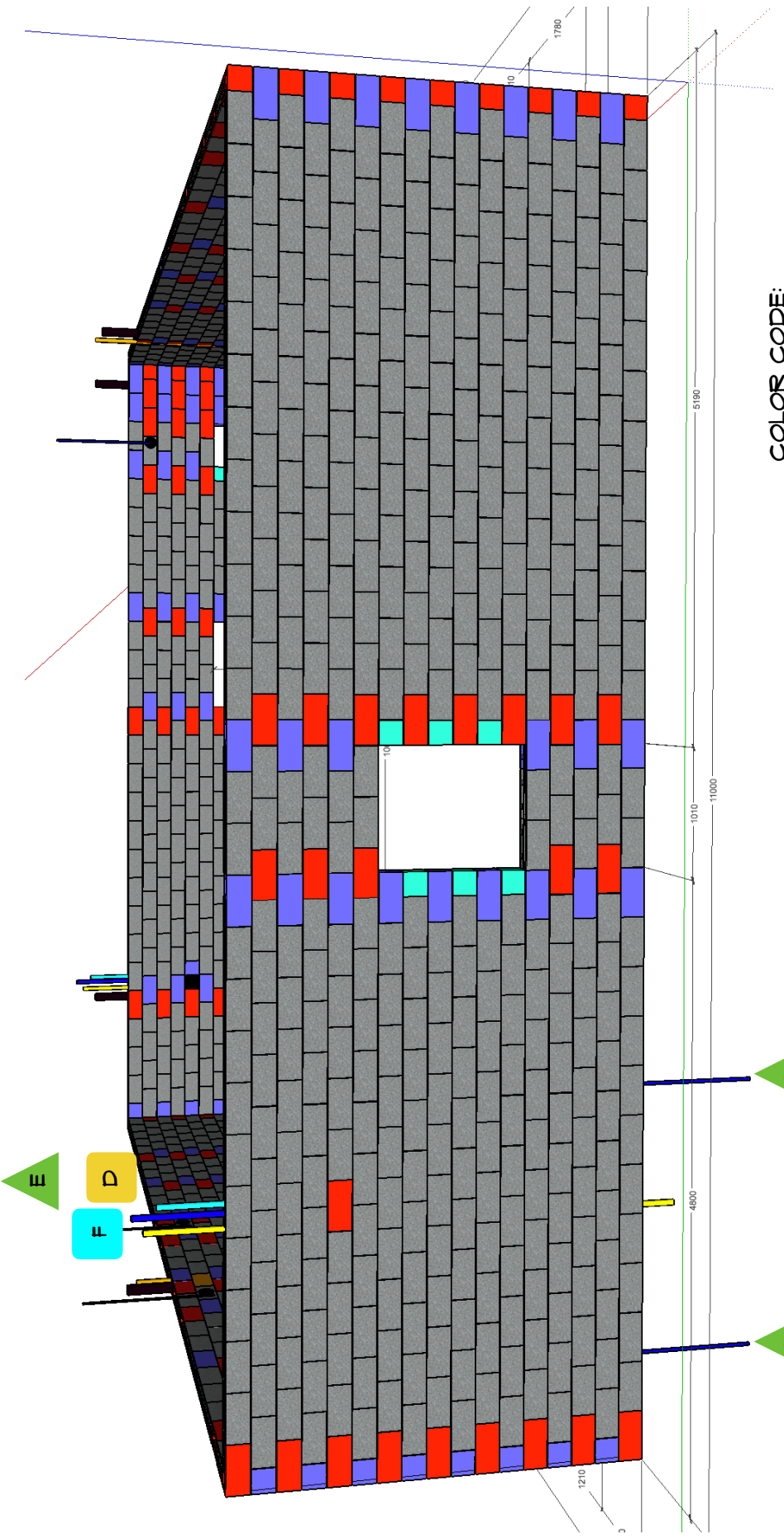


MOH 250
 FIRST FLOOR WITH EMBEDS
 LEFT - INTERIOR

PAGE: 28

DATE: 02/20/17
 REVISION: 04/12/17

SEE PAGES 14A - 17B FOR EMBED SYMBOLS



COLOR CODE:

- OMNI BLOCK STRETCHER
- OMNI BLOCK RIGHT CORNER / JAMB
- OMNI BLOCK LEFT CORNER / JAMB
- STANDARD CMU HALF BLOCK
- STANDARD CMU FULL BLOCK

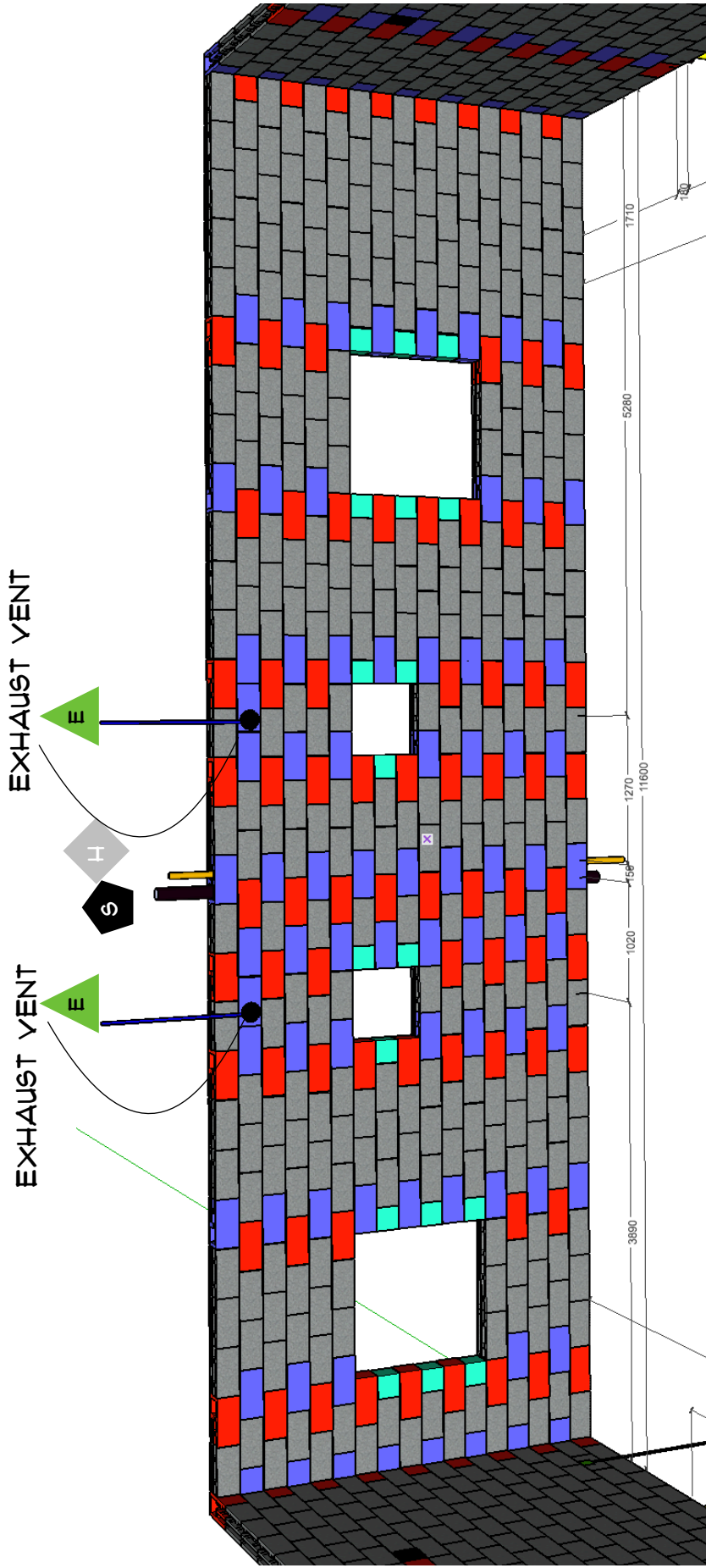
FIRST FLOOR NOTES:
 FIRST LIFT 17 COURSES
 TALL WALL GROUT - CLEAN-OUT AT BOTTOM REQUIRED
 TOP-OF-FIRST FLOOR WALLBOND BEAM: SEE PAGES 55, 58, & 59
 ALL OPENINGS OVERSIZED ICM (MORTAR JOINT)



MOH 250
 FIRST FLOOR WITH EMBEDS
 LEFT - EXTERIOR

DATE: 02/20/17
 REVISION:
 PAGE: 29

SEE PAGES 14A - 11B FOR EMBED SYMBOLS



COLOR CODE:

- OMNI BLOCK STRETCHER
- OMNI BLOCK RIGHT CORNER / JAMB
- OMNI BLOCK LEFT CORNER / JAMB
- STANDARD CMU HALF BLOCK
- STANDARD CMU FULL BLOCK

FIRST FLOOR NOTES:

- FIRST LIFT 17 COURSES
- TALL WALL GROUT - CLEAN-OUT AT BOTTOM REQUIRED
- TOP-OF-FIRST FLOOR WALLBOND BEAM: SEE PAGES 55, 58, & 59
- ALL OPENINGS OVERSIZED 1CM (MORTAR JOINT)

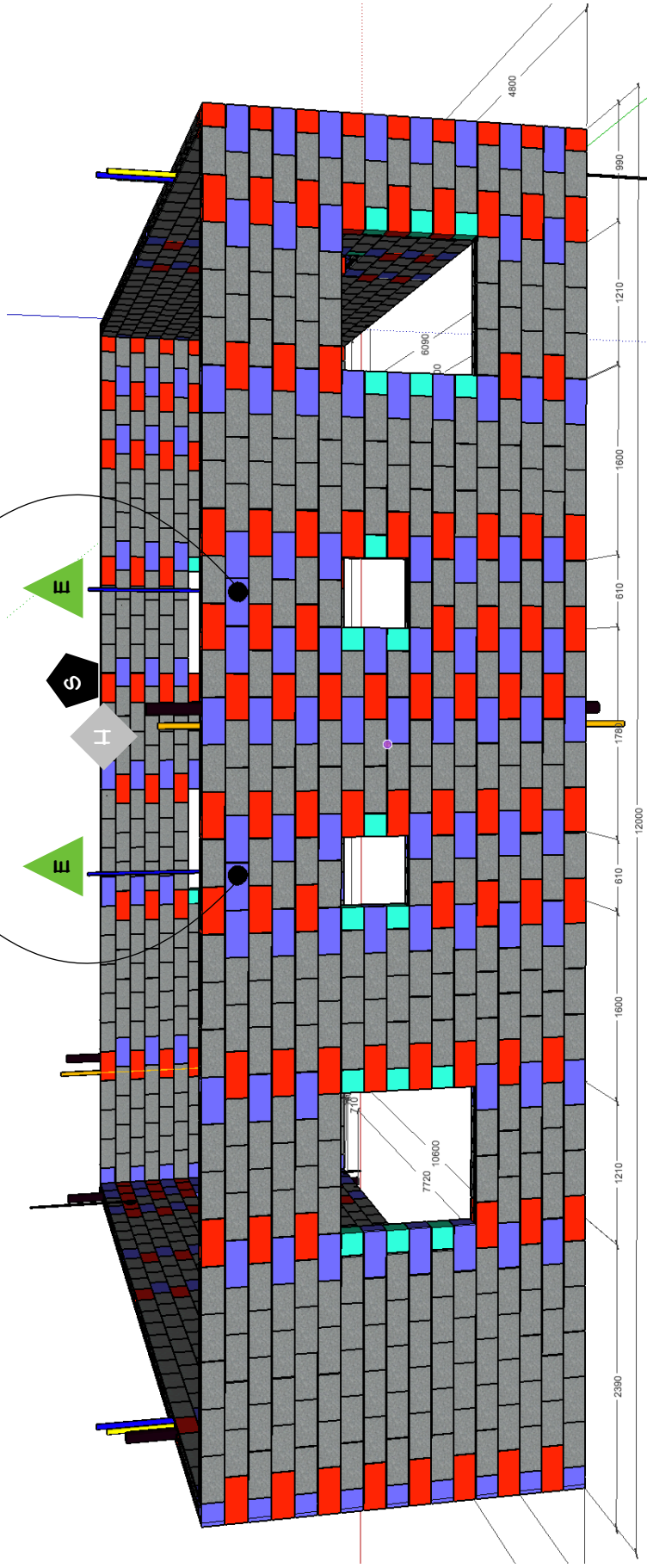
DATE: 02/20/17
 REVISION: 04/12/17

MOH 250
 FIRST FLOOR WITH EMBEDS
 REAR - INTERIOR



SEE PAGES 14A - 17B FOR EMBED SYMBOLS

EXHAUST VENT EXHAUST VENT



COLOR CODE:

- OMNI BLOCK STRETCHER
- OMNI BLOCK RIGHT CORNER / JAMB
- OMNI BLOCK LEFT CORNER / JAMB
- STANDARD CMU HALF BLOCK
- STANDARD CMU FULL BLOCK

FIRST FLOOR NOTES:

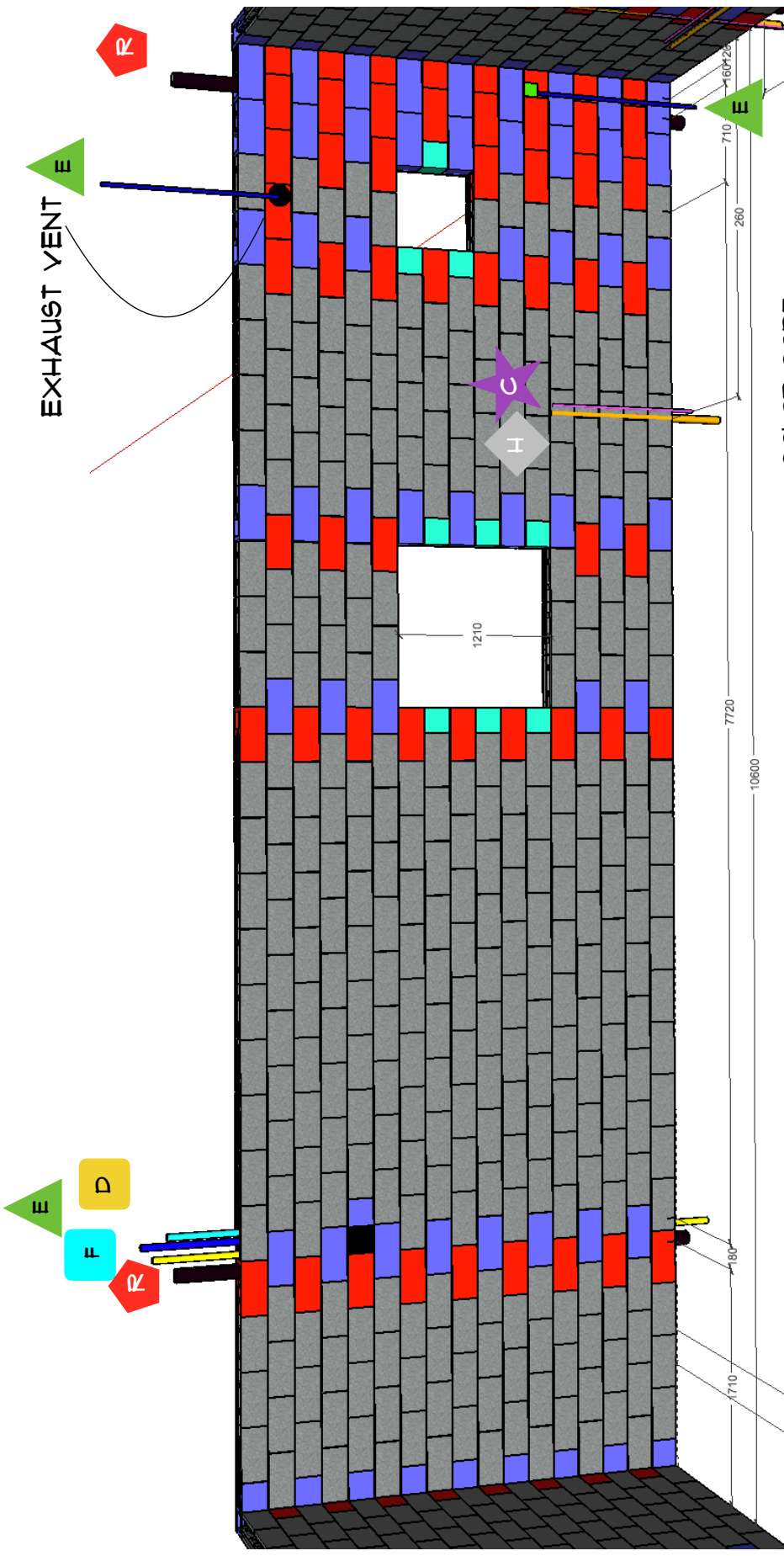
- FIRST LIFT 17 COURSES
- TALL WALL GROUT - CLEAN-OUT AT BOTTOM REQUIRED
- TOP-OF-FIRST FLOOR WALLBOND BEAM: SEE PAGES 55, 58, & 59
- ALL OPENINGS OVERSIZED ICM (MORTAR JOINT)



MOH 250
FIRST FLOOR WITH EMBEDS
REAR - EXTERIOR

DATE: 02/20/17
REVISION: 04/12/17
PAGE: 31

SEE PAGES 14A - 17B FOR EMBED SYMBOLS



COLOR CODE:

- OMNI BLOCK STRETCHER
- OMNI BLOCK RIGHT CORNER / JAMB
- OMNI BLOCK LEFT CORNER / JAMB
- STANDARD CMU HALF BLOCK
- STANDARD CMU FULL BLOCK

FIRST FLOOR NOTES:

- FIRST LIFT 17 COURSES
- TALL WALL GROUT - CLEAN-OUT AT BOTTOM REQUIRED
- TOP-OF-FIRST FLOOR WALLBOND BEAM: SEE PAGES 55, 58, & 59
- ALL OPENINGS OVERSIZED ICM (MORTAR JOINT)



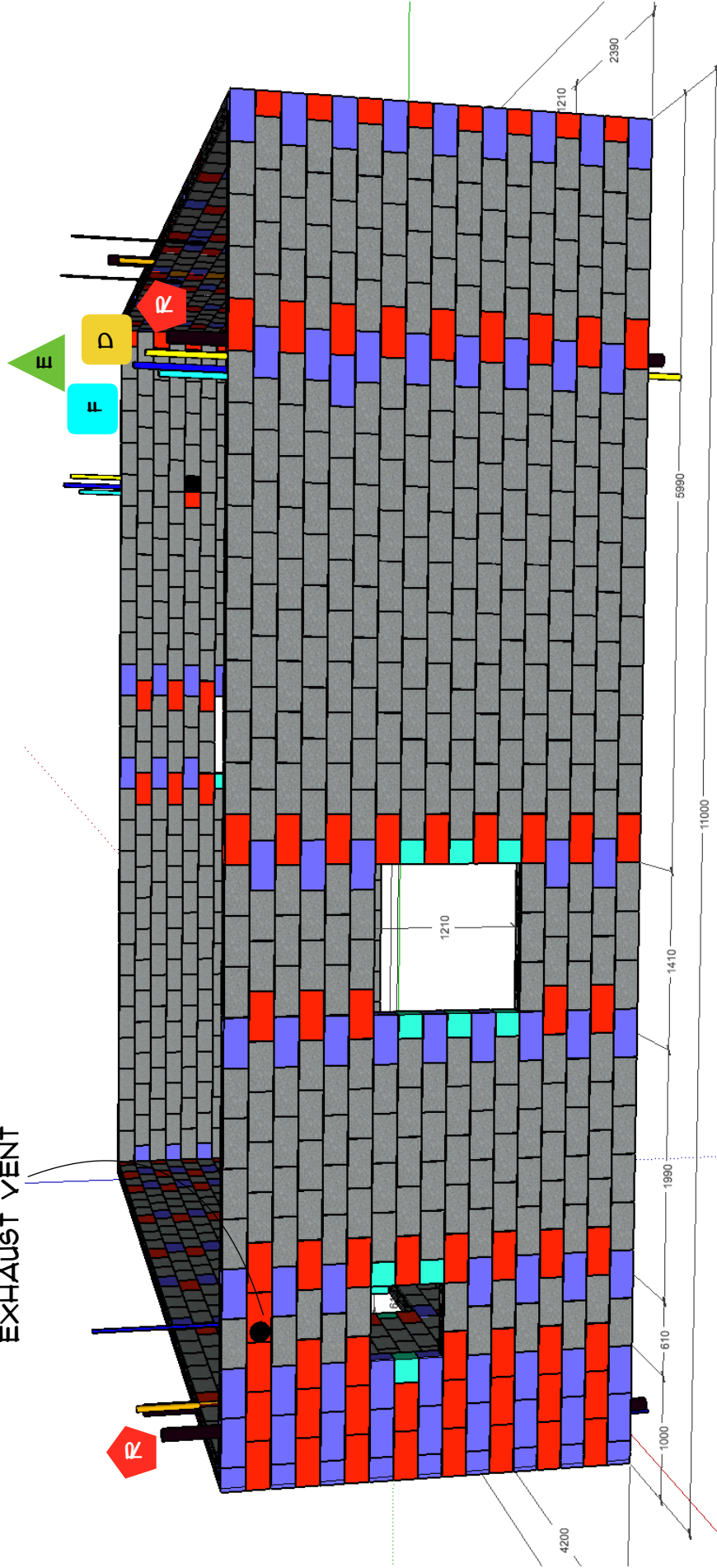
MOH 250
FIRST FLOOR WITH EMBEDS
RIGHT - INTERIOR

DATE: 02/20/17
REVISION: 04/12/17

PAGE: 32

SEE PAGES 14A - 17B FOR EMBED SYMBOLS

EXHAUST VENT



COLOR CODE:

- OMNI BLOCK STRETCHER
- OMNI BLOCK RIGHT CORNER / JAMB
- OMNI BLOCK LEFT CORNER / JAMB
- STANDARD CMU HALF BLOCK
- STANDARD CMU FULL BLOCK

FIRST FLOOR NOTES:
 FIRST LIFT 17 COURSES
 TALL WALL GROUT - CLEAN-OUT AT BOTTOM REQUIRED
 TOP-OF-FIRST FLOOR WALLBOND BEAM: SEE PAGES 55, 58, & 59
 ALL OPENINGS OVERSIZED ICM (MORTAR JOINT)



MOH 250
 FIRST FLOOR WITH EMBEDS
 RIGHT - EXTERIOR

PAGE: 33

DATE: 02/20/17
 REVISION: 04/12/17